



Accredited with NAAC **A** Grade

**12-B Status from UGC**

# Business Communication and Soft Skills

**CENTRE FOR DISTANCE AND ONLINE EDUCATION**



Accredited with NAAC **A** Grade

**12-B Status from UGC**

**BUSINESS COMMUNICATION  
AND SOFT SKILLS**

---

## **REVIEW COMMITTEE**

---

Prof. Dr. Manjula Jain  
Dean (Academics)  
Teerthanker Mahaveer University (TMU)

Prof. Dr. Vipin Jain  
Director, CDOE  
Teerthanker Mahaveer University (TMU)

Prof. Amit Kansal  
Associate Dean (Academics)  
Teerthanker Mahaveer University (TMU)

Prof. Dr. Manoj Rana  
Jt - Director, CDOE  
Teerthanker Mahaveer University (TMU)

---

## **BLOCK PREPARATION**

---

Dr. Vandana Whig  
Department of Humanities  
Centre for Distance and Online Education (CDOE)  
Teerthanker Mahaveer University (TMU)

---

---

### **Secretarial Assistance and Composed By:**

Mr. Namit Bhatnagar

---

---

<b>COPYRIGHT</b>	:	Teerthanker Mahaveer University
<b>EDITION</b>	:	2024 (Restricted Circulation)
<b>PUBLISHED BY</b>	:	Teerthanker Mahaveer University, Moradabad

---

## **Content**

<b>Unit 1:</b>	<b>An Introduction to Soft Skills</b>	<b>1</b>
<b>Unit 2:</b>	<b>Soft Skills for Career Success</b>	<b>15</b>
<b>Unit 3:</b>	<b>Professional Grooming</b>	<b>28</b>
<b>Unit 4:</b>	<b>Personal Branding</b>	<b>39</b>
<b>Unit 5:</b>	<b>Communication Skills Part 1</b>	<b>52</b>
<b>Unit 6:</b>	<b>Communication Skills Part 2</b>	<b>68</b>
<b>Unit 7:</b>	<b>Interpersonal Skills</b>	<b>81</b>
<b>Unit 8:</b>	<b>Resume Writing</b>	<b>94</b>
<b>Unit 9:</b>	<b>Digital Profiling</b>	<b>106</b>
<b>Unit 10:</b>	<b>Group Discussion Part I</b>	<b>116</b>
<b>Unit 11:</b>	<b>Group Discussion Part 2</b>	<b>126</b>
<b>Unit 12:</b>	<b>Interview Skills Part 1</b>	<b>143</b>
<b>Unit 13:</b>	<b>Interview Skills Part 2</b>	<b>153</b>
<b>Unit 14:</b>	<b>Interview Skills Part 3</b>	<b>163</b>



## Unit 01: An Introduction to Soft Skills

### CONTENTS

Objectives

Introduction

1.1 Definition of Soft Skills

1.2 Objectives of Soft Skills

1.3 Types Of Soft Skills

1.4 Importance Of Soft Skills

1.5 Role Of Soft Skills in Personal and Professional life

Summary

Keywords

Self Assessment

Answer for Self Assessment

Review Questions

Further Readings

### Objectives

After studying this unit, you will be able to:

- explain the fundamental nature of soft skills in one's life and the various types of soft skills;
- identify the objectives and importance of soft skills;
- explain the role of soft skills in personal and professional life.

### Introduction

Soft skills refer to a series of personal qualities and attributes that allow individuals to interact effectively and harmoniously with others. Unlike hard skills, which are specific skills related to technology or work, soft skills are more general and transferable in various professional and personal settings. These skills are essential in today's interconnected and collaborative world, as they strengthen communication, relationships and overall effectiveness in the professional and personal spheres. The development of soft skills is important for personal and professional growth as it increases communication, collaboration, leadership and overall effectiveness in different contexts. Continuous practice, self-reflection and feedback can help people improve and refine their soft skills, which ultimately leads to greater success and satisfaction both in their personal and professional lives.

#### 1.1 Definition of Soft Skills

Soft skills refer to a set of personal characteristics, social abilities, and behavioral characteristics that enable people to interact effectively with others and navigate interpersonal relationships. These skills are usually non-technical and transferable in various fields and industries. Soft skills include communication, teamwork, problem solving, adaptability, leadership and emotional intelligence. They are essential to personal and professional success because they improve collaboration, build a positive relationship and contribute to overall efficiency in different environments. Unlike hard skills that can be measured and quantified, soft skills are more subjective and difficult to measure directly. They involve personal characteristics, attitudes and behaviors that contribute to effective

communication, collaboration and interpersonal interaction. Soft skills are not limited to specific jobs or industries. They are relevant and useful for various occupations, roles and fields. Soft skills are essential for success whether you work in business, health care, education, technology or other fields. They can develop and improve throughout life. Although some people can naturally have certain soft skills, everyone can improve their interpersonal skills through practice, self-awareness and continuous learning.

Soft skills can be transferred from context to context. For example, effective communication skills learned in a professional environment can be applied to personal relationships and community involvement. This versatility makes soft skills valuable in different areas of life. The development of soft skills is an ongoing process. This involves self-reflection, seeking feedback and actively seeking opportunities to practice and improve these skills. Participation in professional development programs, participation in workshops and seeking mentorship can help to continuously improve soft skills.



## 1.2 Objectives of Soft Skills

The objective of developing and enhancing soft skills varies depending on the goals and context of each individual. However, some common objectives of the development of soft skills include:

- **Effective communication:** One of the main objectives of the development of soft skills is to improve communication skills. This includes improving vocabulary and writing skills, active listening, non- language communication and adapting communication styles to different audiences. The aim is to express ideas clearly, communicate messages effectively and foster understanding and collaboration.
- **Collaboration and teamwork:** Soft Skills Development is intended to promote collaboration and teamwork capabilities. These include developing interpersonal skills, building trust, solving conflicts, promoting the positive team dynamics and valuing different perspectives. The aim is to contribute to the creation of a harmonious and productive team environment and achieve collective objectives.
- **Leadership and influence:** Soft skills development often includes leadership and influence goals. This includes cultivating leadership qualities such as effective decision-making, motivating others, inspiring others, delegation, mentoring and positive impact on others. The aim is to develop the skills required to guide and guide individuals and teams towards achieving the desired results.

---

*Unit 01: Introduction to Soft Skills*

- **Emotional intelligence:** An objective of developing soft skills is to increase emotional intelligence. This includes goals such as increasing self-consciousness, understanding and managing one's emotions, recognizing and empathizing with others' emotions, and developing interpersonal sensitivity. The objective is to navigate social interactions with empathy, to build strong relationships and to effectively deal with emotions.
- **Problem solving and critical thinking:** The development of soft skills also involves objectives related to problem solving and critical thinking skills. This includes setting goals to improve analytical skills, creativity, adaptability, decision-making and solving problems with a solution-oriented mindset. The goal is to improve the ability to analyse complex situations, critically think and develop innovative solutions.
- **Adaptability and Flexibility:** The development of soft skills often focuses on targets related to adaptability and flexibility. This includes developing objectives to cope with change, manage ambiguity and uncertainty and adapt quickly to new situations. The goal is to be resilient, open and receptive to changing circumstances.
- **Personal and Professional Growth:** Soft Skills Development is aimed at fostering personal and professional growth. This includes objectives such as self-reflection, continuous learning, feedback, and opportunities for professional development. The goal is to continuously improve soft skills, expand knowledge and abilities and achieve personal and career goals.
- **Relationship Building and Networking:** The objective of the development of soft skills is to strengthen relationships building and networking skills. These include the creation of rapport, the establishment and maintenance of professional relationships, effective networks and the promotion of mutually beneficial relationships. The goal is to develop strong professional networks, build trust, create opportunities for collaboration and career development.
- **Customer service and client relationship:** Soft skills development often focuses on achieving excellent customer service and building positive client relationships. This includes objectives such as active listening, empathy, problem-solving, and effective communication with customers and clients. The aim is to ensure the satisfaction of our customers, build long-term relationships and promote loyalty.
- **Conflict resolution and negotiation:** The development of soft skills aims to improve conflict resolution and negotiation skills. These include the development of constructive conflict resolution strategies, active listening, effective communication during negotiations, and the search for win-win solutions. The aim is to manage conflicts productively and achieve mutually beneficial results.
- **Time management and organization:** The objective of the development of soft skills is to improve time management and organizational skills. This includes setting targets to improve priority, planning, goal-setting and effective use of resources. The goal is to optimize productivity, meet deadlines, reduce stress and improve the balance between work and life.
- **Presentation and public presentation:** Soft skills development often includes objectives relating to improving presentation and public presentation abilities. This includes establishing objectives to increase confidence, clarity, persuasive communication and active delivery of presentations. The aim is to effectively transmit information, influence audiences, and create meaningful presentations.
- **Cultural competence and diversity awareness:** The objective of the development of soft skills is to promote cultural competence and diversity awareness. This includes objectives such as developing intercultural communication skills, including tolerance of diversity and respect for

different cultural perspectives. The aim is to promote inclusiveness, create inclusive work environments, and effectively work with individuals of different backgrounds.

- **Continuous improvement:** The development of soft skills often includes continuous improvement objectives. This includes setting objectives to seek feedback, self-reflect and actively pursue opportunities for growth and development. The aim is to continually improve soft skills, expand knowledge and adapt to changing environments and requirements.

By setting these goals and working towards them, individuals can further develop their soft skills, improve their personal and professional abilities and prosper in diverse and difficult situations.

### 1.3 Types Of Soft Skills

There are different types of soft skills, and most of them are important for your organization to thrive, whether it's a small business or a large corporation.

Some of these types of soft skills: -

- Professionalism
- Communication
- Emotional Intelligence
- Etiquette
- Positive attitude and confidence

#### ❖ **PROFESSIONALISM:** -

Professionalism refers to the conduct, behaviour and attitude expected from individuals in a particular profession or working environment. It contains a series of qualities, standards and ethical principles that guide interactions and relationships in the workplace. Professionalism is essential to establish trust, maintain credibility and succeed in a professional environment.

#### **Key aspects of professionalism include:**

- **Competence:** Demonstrate a high level of expertise, knowledge and competence in the field of work. It involves continuous updating and expanding professional knowledge and skills to meet industry standards.
- **Integrity:** Acted with honesty, transparency and ethical behaviour. Professionals follow code of conduct, comply with rules and regulations and maintain confidentiality and privacy when necessary. They demonstrate consistency between their words and their actions.
- **Reliability and responsibility:** You are reliable and take responsibility for your actions and work. Professionals meet deadlines, meet commitments and take ownership of their tasks. They are timely, prepared, and demonstrate strong working ethics.
- **Professional etiquette:** Follow appropriate behaviour and behaviour in the workplace. This includes wearing proper clothes, practicing good hygiene, using appropriate language and tone, respecting colleagues, customers and superiors.
- **Teamwork and collaboration:** Work effectively with others in a collaborative environment. Professionals positively contribute to the team, respect different perspectives and promote the spirit of cooperation. They communicate openly, share information and support colleagues in achieving common goals.

- **Professional image:** Keeping a professional image that corresponds to the requirements of the profession and organization. This includes maintaining a positive attitude, showing confidence and representing yourself and the organization professionally.

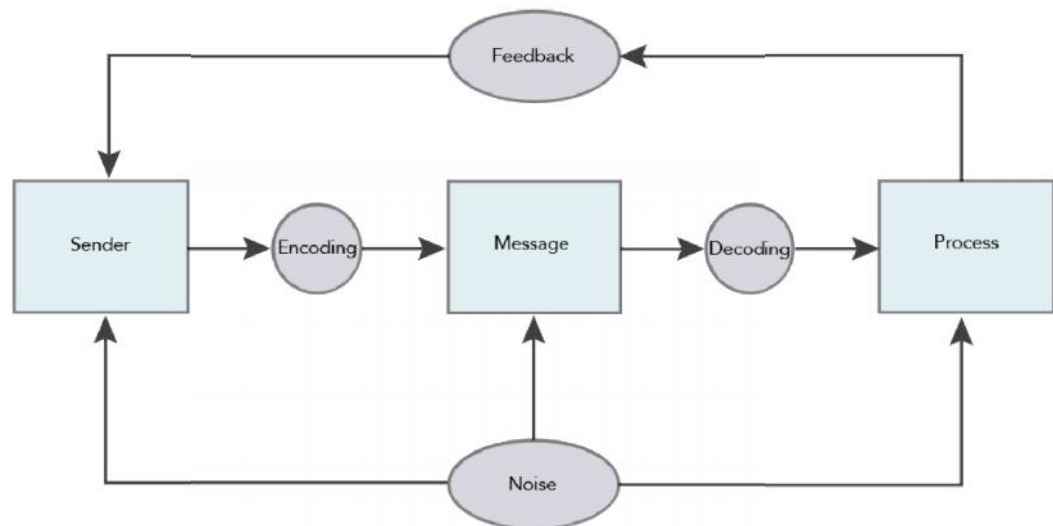
In general, professionalism encompasses a combination of technical competence, ethical behaviour, effective communication and respectful interaction. It contributes to a positive work culture, enhances credibility and improves trust between colleagues, clients and stakeholders. Through professionalism, individuals can excel in their careers and have a positive impact in their respective fields.

#### ❖ COMMUNICATION: -

Communication is the process of exchange of information, ideas, thoughts and feelings between individuals or groups. It is a fundamental aspect of human interaction and plays a key role in personal, professional and social environments. Effective communication requires not only the transmission of a message, but also ensuring that it is correctly understood and interpreted by the receiver.

The key elements and concepts of communication include:

- **Sender:** The Sender is the person or entity initiating the communication process. They have messages or information that they want to convey to others. The sender encodes the message into a form that can be transmitted to the receiver.
- **Message:** The message is the content or information that the sender wishes to communicate. It can be conveyed through verbal, written or non-verbal means such as words, gestures, facial expressions or visual aids.
- **Channel:** Channel refers to the medium in which the message is transmitted. Whether a telephone conversation, phone call, email, written documents, presentations, videoconferences or other forms of communication technology, it can be a form of communication technology.
- **Receiver:** The recipient is the person or group who receives the message. They receive and decode messages to understand the meaning of them. The interpreter's interpretation of the message can be influenced by his own experiences, knowledge and cultural background.
- **Feedback:** Feedback is the response or reaction of the receiver to the message. It can be oral or non-oral and provides information to senders on how the message was understood and received. Feedback helps ensure effective communication and, if necessary, provides clarification or adjustments.
- **Noise:** Noise refers to interference and barriers that can interfere or distort the communication process. External noise (e.g. environmental disturbance) and internal noise (e.g. preconception, prejudice, linguistic barriers). The reduction of noise is important to ensure clear and accurate communication.



By understanding and practicing the key elements of communication, individuals can enhance their ability to express themselves clearly, understand others better, and build strong relationships in various personal and professional settings. Effective communication is a valuable skill that facilitates collaboration, resolves conflicts, conveys ideas, and fosters meaningful connections.

#### ❖ EMOTIONAL INTELLIGENCE: -

Emotional intelligence (EI) refers to the ability to recognize, understand, and manage one's own emotions and the emotions of others. It involves a set of skills and competencies that enable individuals to navigate social interactions, build relationships, and make sound decisions based on emotional awareness.

There are several key components of emotional intelligence:

- **Self-Awareness:** Self-awareness is the foundation of emotional intelligence. It involves having a deep understanding of one's own emotions, strengths, weaknesses, values, and triggers. Self-aware individuals can accurately identify and label their emotions in various situations.
- **Self-Regulation:** Self-regulation is the ability to manage and control one's emotions, impulses, and behaviours. It involves staying calm under pressure, managing stress, adapting to change, and maintaining emotional balance. Self-regulation enables individuals to respond thoughtfully and effectively rather than reacting impulsively.
- **Motivation:** Motivation refers to the drive and passion to achieve goals, persevere in the face of challenges, and continuously improve oneself. Emotionally intelligent individuals are self-motivated, have a positive outlook, and are resilient in the face of setbacks. They are driven by intrinsic motivation and have a clear sense of purpose.
- **Empathy:** Empathy is the ability to understand and share the emotions and perspectives of others. It involves putting oneself in someone else's shoes, listening attentively, and being sensitive to their needs and feelings. Empathy allows individuals to connect with others on a deeper level, build trust, and respond with compassion and understanding.
- **Social Skills:** Social skills encompass a range of abilities that facilitate effective communication, collaboration, and relationship-building. Emotionally intelligent individuals excel in areas such as active listening, verbal and nonverbal communication, conflict resolution, teamwork, and leadership. They are adept at building and maintaining positive relationships.

Emotional intelligence has numerous benefits in personal and professional life:

- **Improved Self-Management:** Emotionally intelligent individuals can better manage their own emotions, which leads to increased self-control, adaptability, and resilience. They are less likely to be overwhelmed by stress and can make more rational decisions.
- **Enhanced Interpersonal Relationships:** People with high emotional intelligence can understand and empathize with others, leading to stronger and more fulfilling relationships. They are skilled at resolving conflicts, communicating effectively, and building trust and rapport.
- **Effective Leadership:** Emotionally intelligent leaders inspire and motivate others, promote teamwork and collaboration, and foster a positive work environment. They can understand and address the needs and concerns of their team members, leading to increased productivity and engagement.
- **Improved Communication:** Emotionally intelligent individuals are skilled communicators who can express themselves clearly and listen attentively to others. They can adapt their communication style to different situations and effectively convey their message.
- **Better decision-making:** emotional intelligence can make informed and balanced decisions by taking into account their emotions and recognizing the emotional impact of decisions on others. They are able to separate their emotions from rational thinking and to take into account the wider impact of their choices.

Emotional intelligence is not a fixed characteristic, but can be developed and improved through self-reflection, practice and learning. By cultivating emotional intelligence, individuals can navigate social interactions more effectively, build healthier relationships and achieve personal and professional success.

#### ❖ ETIQUETTE: -

Etiquette refers to the rule and norm of proper and respectful behaviour in the social, professional and cultural environment. It includes a series of guidelines and expectations governing how people interact with others, showing respect, consideration and good behaviour. Etiquette emphasizes kindness, courtesy, and respect for others. This includes using polite language, saying "thanks" and "thank you" and showing attention to the feelings and needs of others.

In the digital age, ethics extends to online interactions. This includes taking into account other people's feelings and opinions, using appropriate language and tone in online communications, respecting the privacy and intellectual property of other people. It also includes the use of social media platforms responsibly and respectfully. Etiquette provides guidelines on how to resolve conflicts and differences of opinion in a respectful and constructive manner. It emphasizes active listening, calm expression and the search for a common ground for resolution. Respect for different opinions and avoid confrontation or offences are important for maintaining positive relations.

Etiquette varies from culture to culture and may evolve over time. It serves as a social code of conduct that promotes harmonious interactions, fosters positive relationships and ensures mutual respect between individuals. Good habits improve personal and professional relations, create positive impressions and contribute to a pleasant and inclusive social environment.

#### ❖ POSITIVE ATTITUDE AND CONFIDENCE

Positive attitudes are an optimistic and constructive attitude that influences the perception, approach and interaction of individuals in situations, challenges and life. It involves adopting a

favourable view, focusing on the bright side of things and maintaining a proactive and solution-oriented mindset. A positive attitude enables individuals to react with resilience, enthusiasm and faith in their ability to overcome obstacles in the face of life's challenges.

Here are some key aspects of a positive attitude:

- **Optimism:** A positive attitude involves seeing the world through an optimistic lens. It's about believing that things will work out for the best, even in difficult circumstances. Optimistic individuals tend to focus on possibilities, opportunities, and potential solutions rather than dwelling on problems or negative aspects.
- **Gratitude:** Practicing gratitude is an important element of a positive attitude. It involves recognizing and appreciating the good things in life, no matter how small. By cultivating gratitude, individuals develop a greater sense of contentment and can shift their focus from what's lacking to what they already have.
- **Resilience:** A positive attitude fosters resilience, which is the ability to bounce back from setbacks and challenges. Rather than being defeated by failures or obstacles, individuals with a positive attitude view them as learning experiences and opportunities for growth. They approach difficulties with determination and a belief in their capacity to overcome them.
- **Solution-oriented mindset:** Instead of dwelling on problems, a positive attitude encourages individuals to seek solutions. It involves being proactive and taking responsibility for finding ways to address challenges. By focusing on finding solutions, individuals can maintain a sense of control and actively work toward achieving their goals.
- **Self-belief:** A positive attitude includes having confidence in oneself and one's abilities. It's about recognizing one's strengths, acknowledging past achievements, and having faith in one's capacity to succeed. Self-belief enables individuals to approach new situations with confidence and to persevere when faced with obstacles.
- **Positive interactions:** A positive attitude extends to interactions with others. It involves being kind, respectful, and supportive toward others, fostering positive relationships, and contributing to a positive social environment. Positive interactions can create a ripple effect, influencing the attitudes and moods of those around you.

Overall, positive attitudes are mindsets that allow people to approach life with optimism, resilience, gratitude, and a solution-oriented approach. It can contribute to improved mental well-being, improved motivation and increased success in various aspects of life.

Trust is a belief in your own abilities, qualities and judgments. This is an internal assurance and self-confidence that enables individuals to trust themselves and their ability to succeed. Confidence involves positive perceptions of knowledge, skills, experiences, values and beliefs of value as a person. Confidence is not immune to setbacks or failures. However, a confident person tends to be resilient in tackling challenges. They view failure as an opportunity to learn and failure as a temporary obstacle. They are going to recover from setbacks and use them as a starting point for future success. Confidence is also linked to self-acceptance and acceptance of one's true self. It involves recognizing and accepting strengths and areas for improvement. By accepting your authentic self and being comfortable with who you are, individuals can cultivate confidence. Trust is a valuable characteristic that can have a positive impact on various areas of life, including personal relationships, career success and overall well-being. It is a quality that can develop and strengthen over time through self-reflection, personal growth and self-examination beyond the comfort zone.



## 1.4 Importance Of Soft Skills

Soft skills complement technical expertise and are highly valued by employers. They are important to promote effective communication, teamwork, leadership, adaptability and personal growth and can lead to success in different professional and personal environments. Soft skills such as creativity, critical thinking and problem-solving drive innovation and creativity. These skills enable individuals to think outside the box, to create new ideas, and to solve problems from different perspectives. In today's competitive landscape, creativity and innovation are highly valued.

Soft skills can have a positive impact on the general well-being. Effective communication, stress management and resilience help people establish healthy relationships, manage stress and maintain a balance between work and life. The development of soft skills strengthens personal satisfaction and contributes to a more fulfilling and meaningful life. They are crucial to working in a diverse global environment. Cultural sensitivity, intercultural communication and adaptability enable people to work effectively with people of different backgrounds and perspectives. Soft skills help to bridge cultural differences and promote understanding in multicultural environments.

In short, soft skills are important because they enable individuals to adapt to change, solve conflicts, stimulate creativity and innovation, promote emotional intelligence, contribute to the personal brand, shape workplace culture, improve overall well-being, adopt global perspectives, and thrive in a rapidly developing world.

## 1.5 Role Of Soft Skills in Personal and Professional life

Soft skills are crucial in both professional and personal life. They contribute to professional career advancement, effective communication, leadership, collaboration, and customer service. In personal life, soft skills promote healthy relationships, personal growth, emotional well-being, social relationships and problem-solving abilities. The development and strengthening of soft skills can lead to success and satisfaction in both areas.

Here's a breakdown of their importance in each context:

### ❖ Professional Life: -

- **Career Advancement:** Soft skills are often the differentiating factor in career progression. Employers value individuals with strong soft skills, such as communication, leadership, and teamwork, as these skills contribute to effective performance, collaboration, and the ability to take on higher responsibilities.
- **Effective Communication:** Soft skills like verbal and written communication, active listening, and empathy are essential for effective workplace communication. Clear and concise communication promotes understanding, collaboration, and successful completion of tasks and projects.
- **Leadership and Management:** Soft skills are vital for leadership and management roles. Skills like decision-making, emotional intelligence, and the ability to motivate and inspire others enable leaders to guide teams, drive organizational success, and create a positive work culture.
- **Collaboration and Teamwork:** Soft skills foster collaboration and teamwork. Skills such as empathy, conflict resolution, and adaptability allow individuals to work effectively in teams, promote cooperation, and navigate diverse perspectives to achieve common goals.
- **Customer Service:** Soft skills are crucial in customer service and client relationships. Skills like active listening, empathy, and problem-solving enable professionals to understand customer needs, address concerns, and provide satisfactory solutions, leading to customer satisfaction and loyalty.

### ❖ Personal Life: -

- **Relationships and Interpersonal Skills:** Soft skills play a crucial role in personal relationships. Skills like effective communication, empathy, and conflict resolution enhance relationships with family, friends, and romantic partners, leading to better understanding, trust, and stronger bonds.
- **Self-Development and Personal Growth:** Soft skills contribute to personal development and growth. Skills such as self-motivation, time management, and learning agility enable individuals to manage their own growth, set goals, and continuously improve themselves in various aspects of life.
- **Emotional Intelligence and Well-being:** Soft skills, particularly emotional intelligence, help individuals understand and manage their own emotions and navigate relationships effectively. Emotional intelligence promotes self-awareness, empathy, and resilience, leading to improved mental well-being and healthier relationships.
- **Networking and Social Connections:** Soft skills like networking, relationship-building, and interpersonal abilities facilitate the creation and maintenance of social connections. These skills enable individuals to build a strong support network, access opportunities, and create meaningful relationships in personal and social circles.
- **Conflict Resolution and Problem-Solving:** Soft skills related to conflict resolution, negotiation, and problem-solving are valuable in personal life. These skills help individuals address conflicts effectively, find mutually beneficial solutions, and navigate challenges in relationships and everyday life.

## Summary

- Soft skills are essential in professional and personal life.
- They contain a range of interpersonal skills and qualities that enable individuals to communicate effectively, collaborate, lead and navigate different situations.
- In the professional world, soft skills help advance careers, effectively communicate, lead, work in teams and provide customer service.
- They are highly appreciated by employers and differentiate themselves from people on the labour market.
- In personal life, soft skills play a crucial role in building and maintaining relationships, personal growth and development, emotional intelligence, conflict resolution and overall well-being.
- Soft skills are versatile and adaptable, affecting the success and fulfilment of various aspects of life.
- The development and maintenance of soft skills can lead to better opportunities, improved relationships, and a more meaningful and rewarding life.
- Soft skills are important to promote adaptability, problem solving, resilience, empathy, time management, ethics, continuous learning, influence, persuasiveness and cultural skills.
- Development and strengthening of soft skills improve individual and professional efficiency, promotes positive relationships and prepares individuals to navigate the complexity of today's world.

## Keywords

- Soft Skills

- Effective Communication
- Emotional intelligence
- Relationship building
- Etiquette
- Time management
- Leadership and collaboration

### **Self Assessment**

1. Term 'soft skills' is often used as a synonym for: -

- A. Labor skills
- B. People skills
- C. Technical skills
- D. Competence skills

2. Which of the following is not part of soft skills: -

- A. Certificates
- B. Communication
- C. Time management
- D. Leadership

3. Soft skills include:

- A. Conflict resolution
- B. Creative thinking
- C. Networking
- D. All of the above

4. Subtle behaviors and communication styles that are used in the work environment and interactions with others are called:

- A. Hard skills
- B. Soft skills
- C. Computer skills
- D. Time management

5. Hard skills are \_\_\_\_ skills used to perform daily job functions.

- A. Subtle
- B. Time management
- C. Creative thinking
- D. Technical

6. Competence or skills expected from a professional is

- A. Appearance

- B. Attitude
- C. Respect
- D. Professionalism

7. Non - verbal communication does not include:

- A. Eye contact
- B. Posture
- C. Words/ sounds
- D. Facial expression

8. What body language shows you are listening?

- A. Turning away from speaker
- B. Nodding and making eye contact
- C. Looking out of the window
- D. All of the above

9. Which of the following is responsible for increasing your confidence?

- A. Domain expertise
- B. Repetition
- C. Judgement
- D. All of the above

10. What is one way to demonstrate professionalism at work?

- A. Treat others with respect
- B. Take many breaks to gossip with other employees
- C. Help with a project and make sure you get all of the credit
- D. Tell everyone private personal details about your boss

11. If you want to complain, what is the best way to behave?

- A. Stay calm but stick to your point.
- B. Gets very angry.
- C. Cry.
- D. Shout at others.

12. Which of the following is an example of a soft skill that allows a person to convey ideas and influence change?

- A. Self-motivation

- B. Communication
- C. Technological proficiency
- D. Personal accountability

13. \_\_\_ is a combination of knowledge, skills and appropriate motives that an individual must possess to perform a given task.

- A. Persistence
- B. Initiative
- C. Competency
- D. Creativity

14. \_\_\_ leader does not have any trust and confidence in subordinates.

- A. Benevolent
- B. Exploitative
- C. Participative
- D. Democratic

15. The feeling of self-awareness enhances our.....

- A. Self-regulation
- B. Self-monitoring
- C. Self-confidence
- D. All of the above

### Answer for Self Assessment

- |       |       |       |       |       |
|-------|-------|-------|-------|-------|
| 1. B  | 2. A  | 3. D  | 4. B  | 5. D  |
| 6. D  | 7. C  | 8. B  | 9. D  | 10. A |
| 11. A | 12. B | 13. C | 14. B | 15. C |

### Review Questions

1. Define and explain the term 'Soft Skills'.
2. What are the various objectives of Soft skills.
3. Explain the various types of Soft skills.
4. Define 'Etiquette'.
5. Discuss the following:-
  - a. Optimism
  - b. Leadership
  - c. Effective Communication
  - d. Resilience
  - e. Gratitude
6. Discuss the significance of soft skills.
7. Explain the role of soft skills in personal life.

8. ‘Soft skills play a vital role in one’s professional life’—Comment.



### **Further Readings**

<https://www.investopedia.com/terms/s/soft-skills.asp>

<https://harappa.education/harappa-diaries/important-soft-skills/>

<https://www.mygreatlearning.com/blog/what-are-soft-skills/#:~:text=Importance%20of%20Soft%20Skills,-Soft%20skills%20are&text=Lack%20of%20these%20skills%20can,ways%20of%20interacting%20with%20others.>

**Unit 02: Soft Skills for Career Success****CONTENTS**

Objectives

Introduction

2.1 Career Planning

2.2 Vertical Career Planning

2.3 Understanding About the Industry Expectations

2.4 Soft Skills for Management Job Profiles

2.5 Social and Professional Etiquette

Summary

Keywords

Self Assessment

Answer for Self Assessment

Review Questions

Further Readings

**Objectives**

After studying this unit, you will be able to:

- explain the meaning of career planning;
- understand the concept of vertical career planning and industry expectations;
- explain the social and professional etiquette and will be able to utilize the soft skills for management job profiles.

**Introduction**

Soft skills play a crucial role in career success. Although technical skills and knowledge are important, it is often the soft skills that distinguish the outstanding professionals from the others. Soft skills are not inherent talents, but they can develop and improve over time. By actively improving these skills, you can improve the chances of success and professional growth in your career. The development and improvement of these soft skills is an ongoing process. Practice, self-reflection and the willingness to continuously improve are essential. By consciously developing these skills, you can improve your career prospects and develop in the professional world.

Effective communication is the cornerstone of success in all areas. Strong soft skills such as active listening, clear expression and empathy enable you to communicate ideas, instructions and feedback more effectively. This promotes better cooperation, reduces misunderstandings and increases productivity and efficiency. Soft skills such as emotional intelligence, empathy, and the ability to motivate and inspire others are essential to effective leadership. By developing these skills, teams are able to manage projects, lead others to achieve common goals. Strong leadership skills increase employee satisfaction, improve team performance, and increase opportunities for improvement. The building of positive relationships is essential to career success. Soft skills such as networking, collaboration and conflict resolution help to establish relationships with colleagues, clients and stakeholders. A strong relationship can lead to mentoring, career advice, promotions, job referrals, and business partnerships.

In today's rapidly evolving work environment, adaptability is essential. Soft skills such as flexibility, resilience, and a growth mindset allow you to cope with change, learn new skills, and

---

navigate more effectively transitions. This allows you to be an asset for employers who value employees able to adapt to new technologies, industry trends and organizational changes. Soft skills such as critical thinking, creativity and analytical thinking can improve your ability to identify, analyze and solve problems. With strong problem-solving abilities, you can approach challenges from different angles, think critically and make informed decisions. Effective problem solving strengthens your reputation as a reliable and productive professional.

Soft skills such as empathy, active listening and effective communication are crucial to providing excellent customer service. Understanding and meeting client needs, solving conflicts, and establishing a relationship contribute to customer satisfaction and loyalty. Exceptional customer service skills can lead to repeat business, positive reviews, and referrals, gaining benefits for your career and the organization for which you work. The development of strong soft skills contributes to the creation of a positive professional reputation. Colleagues, supervisors and customers value professionals who are reliable, trustworthy and easy to work with. By consistently demonstrating strong soft skills, you strengthen your credibility, become the primary person for collaboration, and open up new opportunities and career prospects. Soft skills are not only beneficial to your career, but also to your personal development. The development of these skills improves self-awareness, emotional intelligence and interpersonal effectiveness. This holistic growth positively affects all aspects of your life and leads to greater confidence, better relationships and overall well-being.

Soft skills are critical for career success as they enable effective communication, strong leadership, relationship-building, adaptability, problem-solving, customer service, reputation-building, and personal growth. By continuously developing and refining these skills, you position yourself as a valuable asset in the workplace, opening doors to new opportunities and long-term career success.

## 2.1 Career Planning

Career planning shapes how people navigate the job market, find the best opportunities, get the highest possible wages and benefits, and prepare for an unexpected event in their careers. Career planning is an active and strategic process to set and achieve your professional goals. It includes the assessment of skills, interests and values, the exploration of career opportunities and the creation of a path map to guide your career development. Career planning helps you align your career aspirations with your actions, make informed decisions and take steps towards a successful and fulfilling career. Here are the key components of career planning: -

- **Self-assessment:** Start by assessing your skills, strengths, interests and values. Reflect on what you enjoy doing, what motivates you, and what you consider to be important in your career. Self-assessment tools, personality assessments and career assessments can give insight and help you to understand yourself better.
- **Identify goals:** Depending on your own assessment, set clear and specific career goals. Short-term objectives may include acquiring new skills, undertaking challenging projects or earning promotions, while long-term objectives may include achieving a specific position, changing industries or establishing your own business. Determine realistic and achievable objectives that are consistent with your interests and aspirations.
- **Research Career Options:** Explore different career paths and industries that align with your skills and interests. Conduct research, talk to professionals in the field, attend career fairs, and leverage online resources to gather information about job roles, required qualifications, salary ranges, and growth prospects. Consider factors such as work-life balance, job market trends, and potential career advancements.
- **Skill Development:** Identify the skills and knowledge necessary for your desired career path. Identify any gaps in your current skill set and develop a plan to acquire the required skills. This may involve formal education, online courses, workshops, mentoring, or on-the-job training. Continuously invest in your professional development to stay relevant in a changing job market.
- **Create a Career Action Plan:** Once you have identified your goals and the skills needed, create a career action plan. Break down your long-term goals into smaller, actionable steps



with specific timelines. Your plan may include obtaining relevant certifications, networking with professionals in your field, seeking mentors, attending industry events, and applying for targeted job opportunities. Regularly review and adjust your plan as necessary.

- **Networking and Building Relationships:** Building a professional network is essential for career success. Attend industry events, join professional organizations, and use online platforms to connect with professionals in your field. Nurture relationships with colleagues, mentors, and industry experts who can provide guidance, support, and potential opportunities.
- **Gain Experience:** Gain practical experience and build a strong track record. Seek out internships, volunteer work, freelance projects, or part-time roles that align with your career goals. Building a solid foundation of experience and accomplishments enhances your credibility and opens doors to further opportunities.
- **Evaluate and Adjust:** Periodically assess your progress, evaluate your career satisfaction, and adjust your plan as needed. Reflect on your achievements, reassess your goals, and make necessary changes to stay aligned with your evolving interests and aspirations. Be open to new opportunities and adapt your career plan as circumstances change.

Therefore, career planning is an ongoing process. It requires self-reflection, research, and continuous learning. By actively engaging in career planning, you take control of your professional journey, increase your chances of career success, and find fulfillment in your chosen path.

The three steps of the career planning process: -

- 1) Self-assessment
- 2) Thorough research for self-development
- 3) Come up with action form

**Self-assessment** is a process that helps an individual in assessing his skills, potential, strengths, and ability to fulfill his aims. A person assesses himself, and then, based on his analysis and keeping his strengths and weaknesses in mind, he will finalize the profession and career path he wants to choose.

Once an individual has listed the favorable careers in his case and the skills and improvements required to achieve excellence. The next step requires him to do **intensive research** and see what findings related to career options and the skills required to make him a champion. He will ask the following questions;

- What is the scope of the career he has chosen?
- Will that career pay him off in the future?
- Is there room for expansion in that career field?

Once an individual has researched the feasibility of the factors he has finalized in the above steps, the next step is **to show some action** and translate his plans into a page. This step requires him to plan how he will achieve and fulfill the steps he has decided above. Once these small goals are achieved, we can see how much closer we are to our main aim and major goals.

Two important terms in career growth: -

- Promotion
- Upgradation

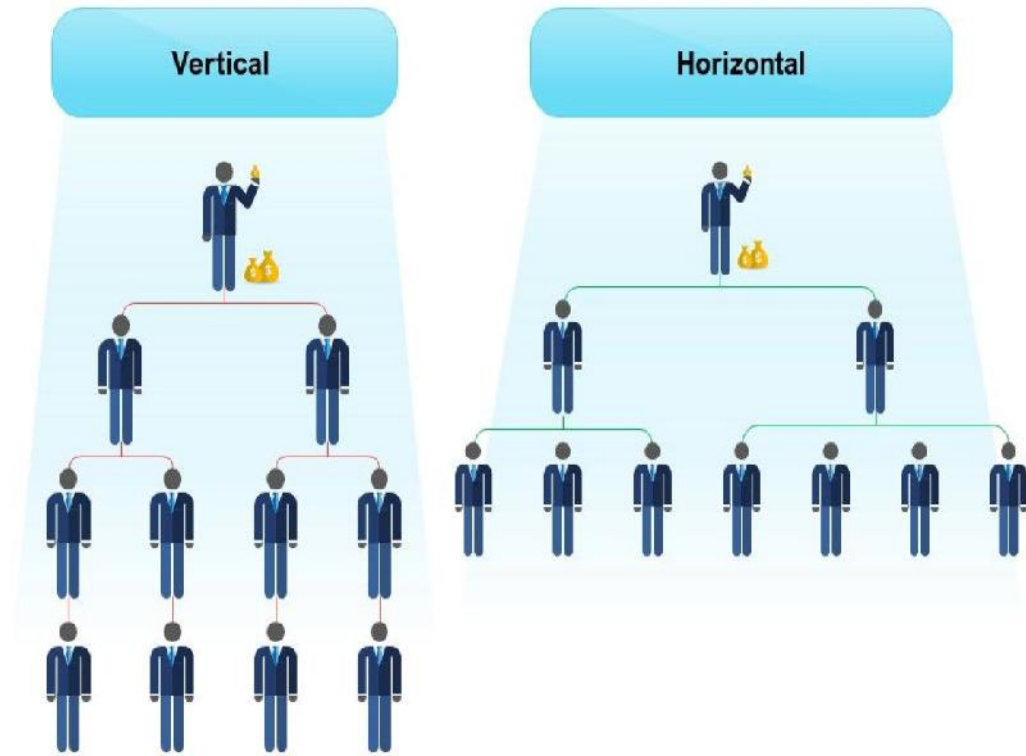
**Promotion** refers to the elevation of an employee from a position in the same organization to another position, increasing salary, status and responsibilities. The promotion is temporary or permanent, depending on the organization's needs.

**Upgrading** implies an employee moving to a higher wage level without changing his or her job. In upgrading, candidates remain in the same positions without changing their duties or responsibilities, but only receive higher salary scales.

**Types of Career Planning: -**

These types represent two internal promotion options that can help an organization’s talent retention strategy.

1. **Horizontal Career Plan**
2. **Vertical Career Plan**



**1. Horizontal Career Plan**

A horizontal career growth plan is a way to progress in work through specialization, but without changing jobs. Horizontal career plans (also known as lateral career plans) focus on extending skills, knowledge, and experiences within current occupations and fields, rather than looking for vertical advancement or promotion. Instead of rising to the hierarchical ladder, horizontal career plans emphasize the development of expertise, the expansion of skills and the exploration of different roles and departments within current career levels. The following are the main aspects of the horizontal career plan:

- **Skill Expansion:** Instead of solely focusing on mastering your current role, a horizontal career plan emphasizes diversifying your skill set. Identify skills that are complementary to your current role or field and actively seek opportunities to develop them. This may involve taking on new projects, volunteering for cross-functional teams, or pursuing professional development opportunities that broaden your knowledge base.
- **Job Rotation:** Job rotation refers to temporarily or permanently moving to different roles or departments within your organization. It allows you to gain exposure to different aspects of the business, understand various functions, and develop a broader perspective. Job rotation

provides opportunities to learn new skills, expand your network, and enhance your marketability.

- **Specialization:** While horizontal career planning focuses on broadening your skill set, it also offers the opportunity to become a subject matter expert in a specific area. By concentrating on a niche within your current role or industry, you can develop specialized knowledge and become a go-to resource in that domain. This can open doors for new opportunities, such as consulting or advisory roles.
- **Cross-Functional Collaboration:** Actively seek opportunities to collaborate with colleagues from different departments or teams. Engaging in cross-functional projects allows you to gain exposure to different perspectives, learn from diverse experiences, and expand your professional network. It also enhances your communication and teamwork skills, which are valuable in any career.
- **Continuous Learning:** A horizontal career plan emphasizes lifelong learning and personal development. Stay updated on industry trends, new technologies, and emerging skills relevant to your field. Invest in professional development activities, such as attending workshops, taking courses, or earning certifications, to continually enhance your knowledge and stay competitive.
- **Networking:** Networking remains important in a horizontal career plan as it can lead to new opportunities and collaborations. Build relationships with professionals both within and outside your organization. Attend industry events, join professional associations, and connect with individuals who share similar interests. Networking can provide valuable insights, mentoring, and potential career growth opportunities.
- **Self-Evaluation and Reflection:** Regularly assess your career goals, interests, and values to ensure alignment with your horizontal career plan. Reflect on your progress, achievements, and areas for improvement. Continuously evaluate the impact of your horizontal career plan on your personal and professional growth, and make adjustments as necessary.

A horizontal career plan allows you to gain depth and breadth of experience within your current career level while fostering continuous learning and skill development. It can lead to increased job satisfaction, versatility, and a well-rounded professional profile.

## 2. Vertical Career Plan: -

Vertical career growth plans focus on the hierarchical process of transferring employees to positions of higher level than those they hold. By maintaining individual contact in the same organization, vertical growth promotes his or her self-development characteristics such as building long-term relationships with colleagues and clients. This is the development of the career that occurs in the way most people are used to thinking – from low to high positions. In most cases, career growth is determined within a company and within a field. In addition, the higher the position of the employee, the higher the salary of the employee and the higher the level of responsibility and duties.

## 2.2 Vertical Career Planning

A vertical career plan focuses on seeking upward mobility within your organization or industry, aiming for promotions, increased responsibilities, and higher-level positions. It involves setting goals to advance to higher job levels, gain leadership roles, and take on greater challenges. Here are some key aspects of a vertical career plan:

- **Goal Setting:** Clearly define your long-term career goals, including the positions you aspire to reach and the timeframe you aim to achieve them. Set specific milestones and benchmarks along the way to track your progress and keep yourself motivated.
- **Skill Development:** Identify the skills and competencies required for the higher-level roles you are targeting. Develop a plan to acquire or enhance those skills through training, workshops, certifications, advanced education, and on-the-job experiences. Continuously seek opportunities to expand your knowledge and expertise.
- **Performance and Results:** Focus on consistently delivering exceptional performance in your current role. Demonstrate your capabilities, exceed expectations, and consistently achieve results. This helps build a track record of success and increases your credibility when seeking promotions or advancement opportunities.
- **Seek Mentors and Advocates:** Build relationships with individuals who can guide and support your career growth. Seek out mentors within your organization or industry who can provide advice, share their experiences, and offer insights into the path you want to pursue. Cultivate relationships with advocates who can vouch for your skills and promote your advancement within the organization.
- **Networking:** Engage in strategic networking both within and outside your organization. Attend industry events, join professional associations, and participate in conferences or seminars to expand your network. Connect with professionals in higher-level positions or in departments you aspire to work in. Networking can provide valuable opportunities for visibility, referrals, and access to hidden job opportunities.
- **Seize Leadership Opportunities:** Look for opportunities to take on leadership roles or lead projects within your current position or organization. Demonstrate your ability to manage teams, drive results, and effectively lead others. Seek out opportunities to showcase your leadership potential and contribute to the success of the organization.
- **Professional Development:** Invest in continuous professional development to stay current with industry trends, evolving technologies, and best practices. Stay informed about the skills and knowledge that are in demand in higher-level positions. Seek out training programs, conferences, or seminars that can enhance your professional growth and make you a more competitive candidate for promotions.
- **Visibility and Personal Branding:** Raise your visibility within the organization by actively participating in meetings, sharing your ideas, and volunteering for high-profile projects. Develop a strong personal brand that showcases your expertise, professionalism, and leadership potential. Demonstrate your value to the organization and establish yourself as a trusted and capable professional.
- **Stay Flexible and Open to Opportunities:** Be open to taking on new challenges, even if they are outside your comfort zone or different from your initial plans. Embrace opportunities for growth and development, even if they may require lateral moves or changes in job functions. Stay adaptable and flexible in navigating your career path.

Remember that a vertical career plan requires focus, perseverance, and continuous learning. It's important to regularly evaluate your progress, reassess your goals, and make adjustments to your plan as needed. By actively pursuing vertical career growth, you increase your chances of reaching higher-level positions and achieving your professional aspirations.

### 2.3 Understanding About the Industry Expectations

Industry expectations can vary between different sectors and even within certain organizations. It is essential to continuously assess and adapt to changing industry expectations throughout your career. By understanding and achieving industry expectations, you become a valuable asset in your industry, increasing the chances of success in your long-term career. Industry expectations can evolve over time, so it is crucial to maintain an active approach to learning and adaptation. Continue to seek opportunities to expand your knowledge of the industry, stay updated with industry trends and adapt to changes in your field. By actively understanding and meeting industry expectations, you improve your professional reputation, enhance your employment capacity and place yourself in a long-term career success.

Here are some key aspects to consider when seeking to understand industry expectations:

- **Research and Stay Informed:** Conduct thorough research about your industry to gain insights into its current trends, challenges, and opportunities. Stay up-to-date with industry publications, news, and reports to understand the evolving landscape, emerging technologies, and changing customer preferences. This knowledge helps you anticipate industry expectations and position yourself accordingly.
- **Required Skills and Qualifications:** Identify the specific skills and qualifications that are in demand within your industry. This includes both technical skills and soft skills. Review job descriptions for positions you aspire to and analyse the common requirements. Consider the certifications, degrees, or training programs that are valued in your field. Acquiring or enhancing these skills and qualifications will make you more marketable and better positioned to meet industry expectations.
- **Networking and Professional Associations:** Engage in networking activities and join professional associations related to your industry. Attend industry conferences, seminars, and events to connect with professionals and gain insights into industry expectations. Networking allows you to learn from experienced individuals, stay updated on industry developments, and build relationships that can provide valuable guidance and career opportunities.
- **Industry-Specific Experience:** Gain relevant experience within your industry to demonstrate your understanding and competence. Seek internships, entry-level positions, or freelance opportunities to develop a strong foundation of industry-specific knowledge. This experience not only helps you understand industry expectations but also enhances your credibility when seeking advanced roles or career progression.
- **Adaptability and Continuous Learning:** Industries are constantly evolving, and expectations can change over time. Therefore, it is essential to cultivate a mindset of adaptability and continuous learning. Be open to acquiring new skills, staying updated with emerging technologies, and embracing change within your industry. This demonstrates your commitment to professional growth and your ability to meet evolving industry expectations.
- **Industry-Specific Etiquette and Norms:** Each industry has its own set of professional etiquette and norms that are valued. Familiarize yourself with these expectations, such as appropriate dress codes, communication styles, and professional conduct. Pay attention to the unwritten rules and practices within your industry, as they can significantly impact your success and reputation.
- **Professional Development Opportunities:** Take advantage of professional development opportunities that are specific to your industry. These can include workshops, seminars, webinars, or industry-specific certifications. Participating in these activities demonstrates your commitment to staying current and meeting industry expectations.

- 
- **Mentorship and Guidance:** Seek guidance from experienced professionals or mentors within your industry. They can provide insights into industry expectations, share their experiences, and offer advice on how to navigate your career within the industry. Their mentorship can help you gain a deeper understanding of industry dynamics and make informed decisions aligned with industry expectations.

## 2.4 Soft Skills for Management Job Profiles

Management skills refer to skills and competences that enable individuals to effectively lead and supervise teams, departments or organizations. These skills are essential for managers to plan, organize, coordinate and control resources and activities to achieve organizational objectives. The importance and relevance of certain management skills can vary depending on the nature of the role, industry and organization context. Managers must continually evaluate their skills and find opportunities to develop and improve them to meet the changing demands of their positions.

Soft skills play a crucial role in management job profiles as they help managers effectively lead and collaborate with their teams, navigate complex situations, and achieve organizational goals. Here are some essential soft skills for management job profiles:

- **Leadership:** Effective managers possess strong leadership skills to inspire, motivate, and guide their teams. They demonstrate confidence, decisiveness, and the ability to delegate responsibilities. Good leaders also foster a positive work environment, encourage growth and development, and lead by example
- **Communication:** Managers must have excellent communication skills to convey information clearly, listen actively, and provide constructive feedback. Strong verbal and written communication skills enable managers to articulate expectations, give directions, resolve conflicts, and build relationships with stakeholders.
- **Emotional Intelligence:** Emotional intelligence involves understanding and managing one's emotions and effectively recognizing and empathizing with others' emotions. Managers with high emotional intelligence can build positive relationships, navigate conflicts, and make informed decisions while considering the impact on team members.
- **Problem-Solving:** Managers need strong problem-solving skills to analyse complex situations, identify root causes, and develop effective solutions. They should be able to think critically, make sound decisions under pressure, and adapt to changing circumstances.
- **Decision-Making:** Effective managers demonstrate strong decision-making skills by considering relevant information, evaluating alternatives, and making informed choices. They balance analytical thinking with intuition and consider the potential impact of their decisions on the organization and its stakeholders.
- **Time Management:** Managers often face multiple tasks and deadlines simultaneously. Strong time management skills enable them to prioritize tasks, delegate effectively, and meet deadlines. They can effectively balance their own workload while ensuring the productivity and well-being of their team members.
- **Collaboration and Teamwork:** Managers work closely with teams, colleagues, and stakeholders. Collaboration and teamwork skills help managers foster a collaborative work environment, build strong relationships, and promote cooperation and synergy among team members.
- **Adaptability:** The business landscape is dynamic, and managers must be adaptable to navigate changes and uncertainty. Being open to new ideas, embracing change, and demonstrating flexibility enable managers to lead their teams through transitions and make necessary adjustments to achieve organizational objectives.

- **Conflict Resolution:** Managers often encounter conflicts within teams or between individuals. Strong conflict resolution skills allow managers to address conflicts constructively, facilitate discussions, and find mutually beneficial solutions. They should be able to mediate conflicts, listen impartially, and promote positive relationships among team members.
- **Coaching and Mentoring:** Effective managers act as coaches and mentors, supporting the growth and development of their team members. They provide guidance, feedback, and opportunities for skill enhancement. By empowering and investing in their employees' professional growth, managers foster a motivated and high-performing team.

## 2.5 Social and Professional Etiquette

Social and professional etiquette refers to the standard, rule, and behaviours governing social and professional interaction. This includes expectations of standards of behaviour and behaviour in different environments, such as social gatherings, workplaces, business meetings and professional events. Follow-up to social and professional ethics is a sign of respect, professionalism and good manners. Here are some important aspects of social and professional behaviour:

- 1. Respect and Courtesy:** Etiquette emphasizes treating others with respect, kindness, and courtesy. This includes using polite language, listening attentively, and being considerate of others' feelings and perspectives. Showing respect creates a positive and inclusive environment.
- 2. Punctuality:** Being punctual is an essential aspect of etiquette. It shows respect for others' time and demonstrates your commitment to the event or meeting. Arriving on time or a few minutes early allows for a smooth and efficient flow of activities.
- 3. Appropriate Dress Code:** Dressing appropriately for different occasions is an important aspect of etiquette. Understanding the expected dress code for specific events, workplaces, or professional settings and adhering to it demonstrates professionalism and respect for the occasion.
- 4. Introductions and Greetings:** Knowing how to introduce oneself and others, as well as extending appropriate greetings, is a key social and professional etiquette skill. This includes offering a firm handshake, making eye contact, and using proper titles and names when addressing others.
- 5. Active Listening:** Active listening is an important communication skill and a part of etiquette. It involves giving your full attention to the speaker, maintaining eye contact, and responding appropriately. It shows respect and enhances effective communication.
- 6. Business Communication:** Professional etiquette extends to written and electronic communication. When sending emails or writing letters, it is important to use proper grammar, appropriate tone, and professional language. Responding to messages in a timely manner is also considered good etiquette.
- 7. Table Manners:** Table manners are an essential part of social etiquette, particularly during formal or business dining occasions. Knowing how to use utensils properly, following dining etiquette, and engaging in polite conversation demonstrate refinement and respect for the host and other guests.
- 8. Cell Phone Etiquette:** In today's digital age, it is important to practice proper cell phone etiquette. This includes silencing or turning off your phone during meetings or important events, refraining from using phones in inappropriate settings, and being mindful of others' comfort and privacy.
- 9. Networking Etiquette:** Networking events provide opportunities to build professional relationships. Etiquette in networking involves introducing oneself, engaging in meaningful conversations, listening actively, and exchanging contact information appropriately. Following up with contacts after the event is also a part of professional etiquette.
- 10. Respect for Diversity and Inclusion:** Etiquette encompasses respect for diversity and inclusion. Being mindful of different cultural backgrounds, beliefs, and perspectives fosters a respectful and inclusive environment. Avoiding discriminatory or offensive language and behaviours is crucial in social and professional interactions.

**11. Confidentiality and Privacy:** Respecting confidentiality and privacy is an important aspect of professional etiquette. Keeping sensitive information confidential, obtaining consent before sharing personal information, and being mindful of others' boundaries contribute to a trustworthy and professional environment.

**12. Thank-You Notes and Expressions of Gratitude:** Expressing gratitude is considered good etiquette. Sending thank-you notes or expressing appreciation in person or through email after receiving assistance, attending an event, or receiving a gift demonstrates thoughtfulness and appreciation.

It's important to note that social and professional etiquette can vary across cultures and contexts. Being observant, adaptable, and respectful of the specific customs and norms in different settings is key to navigating social and professional interactions with etiquette and professionalism.

### **Summary**

- Soft skills are essential to professional success, complementing technical skills, and enabling people to navigate effectively at work, collaborate with others, and achieve professional goals.
- People can improve their career prospects by developing and improving soft skills such as communication, leadership, adaptability, problem solving, time management, cooperation, and teamwork, etc.
- Soft skills are transferable in different industries and are highly sought after by employers.
- Continual self-improvement and practice of these skills are essential to the success of a long career.
- It is important to assess strengths and areas that need improvement, to seek feedback and to actively seek opportunities to practice and develop these abilities.
- Continuous self-improvement of soft skills will have a significant impact on career growth and success.

### **Keywords**

- Promotion
- Upgradation
- Vertical career plan
- Horizontal career plan
- Management skills
- Social and Professional etiquette

### **Self Assessment**

1. What is vertical career planning?
  - A. A career plan that focuses on advancing to a higher position within the same field or organization.
  - B. A career plan that involves switching careers horizontally.
  - C. A career plan that focuses on developing skills in a variety of fields.
  - D. A career plan that involves taking on multiple part-time jobs.
2. What is the main goal of vertical career planning?
  - A. To achieve work-life balance.
  - B. To switch careers frequently.



---

*Unit 02: Soft Skills for Career Success*

---

- C. To constantly seek new job opportunities.
  - D. To progress in one's career by moving up the organizational hierarchy.
3. Which of the following is a characteristic of vertical career planning?
- A. Changing jobs frequently.
  - B. Staying in the same role for a long time.
  - C. Focusing on building a wide range of skills.
  - D. Moving up the corporate ladder by taking on more responsibilities and leadership roles.
4. What is a common strategy for vertical career planning?
- A. Staying in the same job for the entire career.
  - B. Avoiding any kind of change in the career.
  - C. Networking and building relationships with influential people.
  - D. Sticking to a single skill set and not expanding one's skill portfolio.
5. What does it mean to meet industry expectations?
- A. Comply with industry regulations
  - B. Exceed industry standards
  - C. Meet customer demands
  - D. All of the above
6. Why is it important for businesses to understand industry expectations?
- A. To gain a competitive advantage
  - B. To meet customer needs
  - C. To ensure compliance with regulations
  - D. All of the above
7. What is the relationship between customer expectations and industry expectations?
- A. Customer expectations are a subset of industry expectations
  - B. Industry expectations are determined by customer expectations
  - C. Meeting industry expectations leads to meeting customer expectations
  - D. All of the above
8. Which of the following is not considered a soft skill in the context of management job profiles?
- A. Leadership
  - B. Time management
  - C. Technical expertise
  - D. Communication
9. Which of the following is an example of a communication soft skill?
- A. Being able to code in multiple programming languages.

- B. Delivering effective presentations
  - C. Analyzing financial reports
  - D. Performing complex statistical analysis
10. Which soft skill is related to the ability to work well with others and build positive relationships?
- A. Problem-solving
  - B. Emotional intelligence
  - C. Decision-making
  - D. Project management
11. Which soft skill is about the ability to adapt to changing situations and learn from failures?
- A. Resilience
  - B. Critical thinking
  - C. Negotiation
  - D. Conflict resolution
12. What should you do if you receive a gift from a colleague at work?
- A. Politely refuse the gift
  - B. Accept the gift graciously and thank the colleague
  - C. Accept the gift and immediately reciprocate with a gift of similar value
  - D. Accept the gift and share it with your other colleagues
13. When is it appropriate to use your cell phone in a professional setting?
- A. During a meeting, as long as you're discreet
  - B. During a lunch break
  - C. While giving a presentation
  - D. Never, unless it's an emergency
14. How should you dress for a job interview?
- A. In casual attire
  - B. In your most comfortable outfit
  - C. In formal or professional attire
  - D. It doesn't matter, as long as you're confident in your clothes
15. What should you do if you arrive late to a social event or a meeting?
- A. Sneak in quietly and find a seat
  - B. Avoid drawing attention to your lateness
  - C. Apologize and provide an explanation
  - D. Walk in confidently without acknowledging your lateness

**Answer for SelfAssessment**

- |       |       |       |       |       |
|-------|-------|-------|-------|-------|
| 1. A  | 2. D  | 3. D  | 4. C  | 5. D  |
| 6. D  | 7. C  | 8. C  | 9. B  | 10. B |
| 11. A | 12. B | 13. D | 14. C | 15. C |

**Review Questions**

1. Define and explain the term 'Career Planning'.
2. Explain the following in the context of career growth:
  - (a) Promotion
  - (b) Upgradation
3. Describe about different components of career planning.
4. Define 'Horizontal Career Plan'.
5. Discuss about Vertical career plan along with its key components.
6. Describe various key aspects to consider when seeking to understand industry expectations.
7. Explain the various soft skills required in management job profiles.
8. What do you understand about social and professional etiquette?

**Further Readings**

<https://www.yourarticlelibrary.com/career/career-planning-definition-features-objectives-and-benefits/32400>

<https://smowl.net/en/blog/horizontal-vertical-career-growth/#:~:text=their%20work%20areas,-,What%20is%20vertical%20career%20growth%3F,than%20the%20one%20they%20hold.>

<https://thusharasamaweera.medium.com/what-does-the-industry-expect-from-you-9ad6eba31e8d>

<https://powertofly.com/up/soft-skills-for-managers>

## Unit 03: Professional Grooming

### CONTENTS

Objectives

Introduction

3.1 Meaning of Grooming

3.2 Elements of Professional Grooming

3.3 Professional Grooming for Men

3.4 Professional Grooming for Women

3.5 Do's of Professional Grooming for Job Interviews

3.6 Don'ts of Professional Grooming for Job Interviews

Summary

Keywords

Self Assessment

Answer for Self Assessment

Review Questions

Further Readings

### Objectives

After studying this unit, you will be able to:

- explain the fundamental nature of grooming and their importance in personal and professional life;
- identify the different elements associated with the grooming;
- describe professional grooming for men and women;
- explain the various do's and don'ts of professional grooming for job interviews.

### Introduction

Professional grooming refers to services provided by trained people who specialize in improving the appearance and hygiene of animals or humans. Usually, it includes hair, nails and hair style, as well as other related services such as bathing, trimming and cleaning. It plays an important role in improving the appearance, hygiene and overall well-being of animals and humans. Professional grooming is a highly qualified professional who has knowledge and techniques to transform the appearance of pets, individuals, or exhibit animals. These professionals focus on cleaning, styling and cleaning, and are dedicated to making their clients look good.

In the area of personal grooming, experts meet the needs of individuals looking to improve their appearance and maintain good hygiene. Personal hairdressers offer services such as haircuts, hairdressing, shaving, trimming of beard, manicure, nail, facial and skin care. These experts have the skills to create the desired look, complementing the features and personal style of their clients. Personal grooming services are often sought for special occasions, professional environments or simply to improve self-confidence. Professional training extends beyond traditional areas and includes specialized services for individuals with specific needs and specific requirements. Groomers with experience in this field offer personalized services for the treatment of the elderly, disabled or people with medical conditions. They understand the importance of sensitivity and patience and ensure that their customers have a comfortable grooming experience.

To access professional grooming services, individuals and pet owners can visit grooming facilities, veterinary clinics, pet stores and other facilities that provide grooming services. It is important to choose a professional and experienced groomer who not only has the necessary skills but also shows genuine care for his clients' well-being. Professional personal beauty focuses on improving the appearance and hygiene of individuals. This can include haircuts, hair styling, shaving, beard cutting, manicures, manicures, facials, waxing and skincare treatments.

### 3.1 Meaning of Grooming

Grooming is a broad term that encompasses various activities and behaviors aimed at enhancing appearance, cleanliness, and overall well-being. It can apply to different contexts, including personal grooming, pet grooming, and even grooming in the context of manipulation and abuse. Here's a closer look at each aspect:

- **Personal Grooming:** Personal grooming refers to the practices and activities individuals undertake to maintain their physical appearance, cleanliness, and hygiene. This can include daily routines such as bathing, brushing teeth, washing and styling hair, skincare, nail care, and grooming facial hair (if applicable). Personal grooming is essential for presenting oneself in a clean, well-groomed manner and plays a role in overall self-care and confidence.
- **Pet Grooming:** Pet grooming involves the care and maintenance of the physical appearance and hygiene of animals, primarily dogs and cats. It includes activities such as brushing or combing the coat, bathing, trimming nails, cleaning ears, brushing teeth, and managing the overall condition of the fur or coat. Pet grooming not only keeps animals clean and free from mats or tangles but also helps prevent skin issues, parasites, and other health concerns. It can contribute to their overall comfort and well-being.
- **Grooming in the Context of Manipulation and Abuse:** Unfortunately, grooming may also refer to a series of manipulative behaviors used by persons with malicious intent. In case of abuse, the perpetrator establishes a trusting relationship and establishes emotional relations with the victim. This process often involves gradually increasing the victim's trust, manipulating his emotions, separating him from his support network, and destroying his boundaries. The purpose of this treatment is usually abuse of children, online treatment or abuse of the victim in abusive relationships, usually to exploit or abuse the victim.

It is crucial to recognize that while personal grooming and pet grooming are positive and beneficial practices, grooming in the context of abuse is harmful and unethical. It's important to be aware of signs of grooming behaviors and to report any suspicions or concerns to appropriate authorities to protect the well-being of individuals involved.

### 3.2 Elements of Professional Grooming

Professional grooming refers to the set of practices and behaviors that contribute to a polished and professional appearance in the workplace. It involves paying attention to personal presentation, hygiene, and etiquette. Here are some key elements of professional grooming:

- **Personal hygiene:** Maintaining good personal hygiene is essential for professional grooming. This includes regular bathing or showering, using deodorant, brushing and flossing teeth, and maintaining clean and trimmed nails. Fresh breath, clean hair, and neat facial hair (if applicable) are also important.
- **Appropriate attire:** Dressing appropriately for the workplace is crucial. It involves understanding and adhering to the dress code or guidelines set by the organization. This may

---

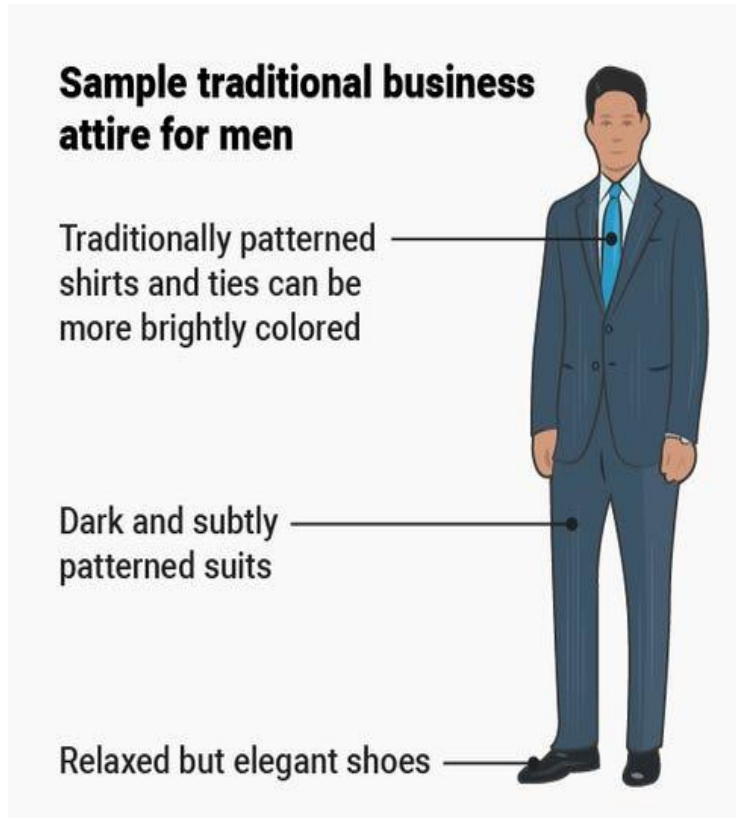
*Unit 03: Professional Grooming*

include wearing formal business attire, business casual, or industry-specific clothing. Clothes should be clean, well-fitting, and in good condition.

- **Well-groomed hair:** Hair should be well-maintained and styled appropriately for the workplace. This includes keeping it clean, neatly trimmed, and styled in a way that is professional and suitable for the industry and company culture. Hair accessories or styles should be modest and not overly distracting.
- **Minimal and tasteful makeup (if applicable):** If wearing makeup is part of professional grooming for a particular workplace or industry, it should be applied in a manner that is natural, minimal, and enhances one's appearance without being overly dramatic or distracting. It's important to know and follow any specific guidelines regarding makeup.
- **Attention to accessories:** Accessories, such as jewelry, watches, and belts, should be tasteful, minimal, and appropriate for the workplace. They should complement the overall appearance without being too flashy or distracting.
- **Personal scent:** Maintaining a pleasant and subtle personal scent is important for professional grooming. Avoid using excessive perfume or cologne that may cause discomfort or allergies for others. Opt for a light fragrance or consider skipping scented products altogether in some workplaces.
- **Posture and body language:** Professional grooming extends beyond physical appearance. It also includes adopting proper posture and body language. Stand and sit upright, maintain eye contact during conversations, and use gestures and expressions that convey confidence and professionalism.
- **Etiquette and manners:** Professional grooming encompasses displaying good manners and etiquette in the workplace. This includes being polite, respectful, and considerate to colleagues, clients, and superiors. Use appropriate language and tone, listen actively, and communicate professionally in both verbal and written interactions.
- **Attention to details:** Paying attention to details is crucial for professional grooming. Double-checking for any grooming-related issues such as loose threads, stains, or wrinkles on clothing, or fixing any grooming mishaps promptly shows professionalism and attention to detail.
- **Self-confidence:** Professional grooming is not just about physical appearance; it also relates to self-confidence. Presenting oneself with poise, self-assurance, and a positive attitude can greatly enhance professional grooming and leave a lasting impression on others.

Remember that professional grooming standards may vary depending on the industry, company culture, and specific workplace. It's essential to familiarize oneself with any specific guidelines or expectations set by the organization.

### 3.3 Professional Grooming for Men



Professional grooming for men involves a set of practices and behaviors that contribute to a polished and professional appearance in the workplace. Here are some key aspects of professional grooming for men:

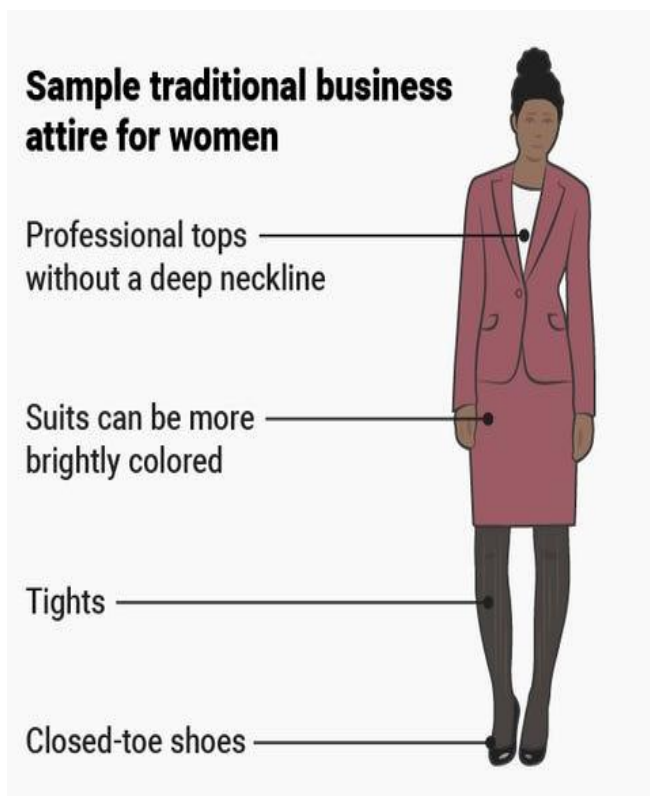
- **Personal hygiene:** Maintaining good personal hygiene is essential. This includes regular bathing or showering, using deodorant, and brushing and flossing teeth. It's important to keep nails clean and trimmed as well.
- **Dressing appropriately:** Dressing in a manner that is appropriate for the workplace is crucial. This typically involves wearing business attire, which may include a suit, dress shirt, tie, dress pants, and dress shoes. The specific dress code may vary depending on the industry and company culture.
- **Grooming facial hair:** If you have facial hair, it should be well-groomed and neatly trimmed. This may involve regular shaving or maintaining a well-maintained beard or mustache. Keep the edges clean and tidy, and make sure it suits the workplace and industry norms.
- **Well-maintained hair:** Keeping your hair clean and well-groomed is important for a professional appearance. Find a hairstyle that is suitable for your face shape and fits the workplace culture. Regular visits to a barber or hairstylist can help maintain a polished look.
- **Attention to accessories:** Pay attention to accessories such as ties, belts, and watches. They should be tasteful, complement your outfit, and be appropriate for the workplace. Avoid overly flashy or distracting accessories.
- **Personal scent:** Choose a subtle and pleasant fragrance or cologne. Apply it sparingly to avoid overwhelming others in the workplace. Remember that some workplaces may have fragrance-free policies, so be mindful of any specific guidelines.

### Unit 03: Professional Grooming

- **Posture and body language:** Display confident and professional body language by standing and sitting upright, maintaining eye contact during conversations, and using appropriate gestures. Avoid slouching or fidgeting, as these can convey a lack of professionalism.
- **Etiquette and manners:** Display good manners and etiquette in the workplace. Be polite, respectful, and considerate to colleagues, clients, and superiors. Use professional language and tone, listen actively, and communicate effectively.
- **Attention to details:** Pay attention to small details, such as making sure your clothing is clean, well-pressed, and free of wrinkles or stains. Check for loose threads and ensure that your shoes are clean and polished.
- **Self-confidence:** Lastly, professional grooming for men includes exuding self-confidence. Carry yourself with poise, maintain a positive attitude, and show confidence in your abilities and professional interactions.

Remember, that professional grooming standards may vary depending on the industry, company culture, and specific workplace. It's important to familiarize yourself with any specific dress codes or grooming expectations set by the organization.

#### 3.4 Professional Grooming for Women



Professional grooming for women involves a range of practices and behaviours that contribute to a polished and professional appearance in the workplace. Here are some key aspects of professional grooming for women:

- **Skin care:** Take care of your skin to maintain a healthy and radiant appearance. Establish a skincare routine that includes cleansing, moisturizing, and protecting your skin from the sun with sunscreen. Address any specific skin concerns, such as acne or dryness, with appropriate products and treatments.



- **Modest and professional attire:** Choose clothing that is professional, modest, and suitable for your workplace. Consider the industry norms and company culture when selecting your outfits. Ensure that your clothing fits well, is in good condition, and is free from wrinkles or stains.
- **Jewellery and accessories:** Select tasteful and minimal jewellery and accessories that complement your professional attire. Avoid wearing excessive or flashy pieces that may distract from your overall professional appearance. Opt for classic and understated accessories that enhance your outfit without overpowering it.
- **Handbag and briefcase:** Choose a professional and well-organized handbag or briefcase to carry your work essentials. Keep it clean and free from clutter. It should be appropriate for the workplace and reflect your professionalism.
- **Professional makeup application:** If wearing makeup, aim for a polished and professional look. Use a light foundation or concealer to even out your skin tone, enhance your features with neutral eye makeup and subtle lip colour, and groom your eyebrows. Avoid heavy or bold makeup styles that may be more suitable for social occasions.
- **Maintaining modesty:** Maintain a sense of modesty in your dress and grooming choices. Ensure that your clothing is appropriate for the workplace and does not reveal too much skin. Consider the industry norms and the expectations of your workplace.
- **Haircare and hairstyles:** Keep your hair well-maintained, clean, and neatly styled. Choose a hairstyle that is professional and suits your face shape and hair type. Avoid excessive or distracting hairstyles, and make sure your hair does not obstruct your face or eyes.
- **Adapt to the workplace culture:** While following professional grooming standards, it's important to adapt to the specific workplace culture and industry norms. Observe the grooming practices of your colleagues and superiors to ensure that your appearance aligns with the expectations of your workplace.
- **Regular grooming maintenance:** Professional grooming requires regular maintenance. Schedule regular haircuts, touch-ups, and trims to keep your hair and nails looking their best. Stay consistent with your skincare routine and grooming habits to maintain a polished and professional appearance.
- **Confidence in personal style:** Embrace your personal style within the bounds of professionalism. Incorporate elements that reflect your personality and make you feel confident. Balance individuality with the need to maintain a polished and professional appearance.

Remember, professional grooming is not just about external appearance, but also encompasses professionalism, attitude, and behaviour. Presenting yourself professionally can contribute to your own self-confidence and leave a positive impression on colleagues, clients, and superiors. Adapt your grooming practices to align with the expectations of your workplace while maintaining a sense of authenticity and professionalism.

### **3.5 Do's of Professional Grooming for Job Interviews**

It's crucial to research and understand the company's culture and dress code expectations before the interview. Dressing appropriately and paying attention to grooming details will help you make a positive first impression and convey professionalism and respect for the opportunity. When it comes to professional grooming for interviews, there are several keys' "dos" to keep in mind. Here are some important ones:

- **Dress appropriately:** Wear professional attire that is suitable for the job and company culture. Opt for a well-fitted suit or a conservative outfit that is clean, pressed, and in good condition.
- **Maintain good personal hygiene:** Ensure that you are clean and well-groomed. Take a shower, use deodorant, and brush your teeth. Pay attention to your hair, nails, and overall cleanliness.
- **Research the company dress code:** Familiarize yourself with the company's dress code policy beforehand. If in doubt, it's better to err on the side of being slightly more formal rather than too casual.
- **Keep your makeup natural:** If you choose to wear makeup, go for a natural and polished look. Avoid heavy or dramatic makeup styles. The goal is to enhance your features while maintaining a professional appearance.
- **Pay attention to your accessories:** Keep your accessories minimal and tasteful. Opt for classic and understated pieces. Avoid excessive or distracting jewellery, and make sure your accessories complement your overall outfit.
- **Polish your shoes:** Ensure your shoes are clean and well-maintained. Polish them if necessary, and make sure they are appropriate for the interview. Avoid wearing worn-out or scuffed shoes.
- **Maintain good posture:** Stand and sit up straight with good posture. Good posture conveys confidence and professionalism. Avoid slouching or crossing your arms, as these can give off negative body language signals.
- **Practice good grooming habits:** Pay attention to small grooming details, such as trimming and shaping your nails, ensuring your hair is neat and styled appropriately, and maintaining a clean-shaven look or well-groomed facial hair.
- **Carry a professional bag or portfolio:** Bring a professional-looking bag or portfolio to carry copies of your resume, notepad, and any other relevant documents. Make sure it is clean and organized.

Present a confident and positive attitude: While not directly related to physical appearance, projecting confidence and a positive attitude is an important aspect of professional grooming for interviews. Maintain eye contact, smile, and greet others with professionalism and enthusiasm.

### 3.6 Don'ts of Professional Grooming for Job Interviews

The goal of professional grooming for interviews is to present a polished and professional image that showcases your qualifications and suitability for the position. By avoiding these "don'ts" and adhering to appropriate grooming practices, you can make a positive impression on the interviewer and increase your chances of success: -

- **Don't wear overly casual attire:** Avoid wearing clothes that are too casual or inappropriate for a professional setting. This includes jeans, t-shirts, sneakers, or anything too revealing or flashy.
- **Don't have unkempt or messy hair:** Avoid having messy or unkempt hair. Ensure that your hair is well-groomed, styled appropriately, and not overly distracting.
- **Don't wear excessive or distracting jewellery:** Avoid wearing excessive or overly flashy jewellery. Large, noisy, or distracting accessories can draw attention away from your qualifications and skills.

- **Don't overdo the perfume or cologne:** While it's important to smell pleasant, refrain from applying too much perfume or cologne. Strong scents can be overpowering and may bother or distract the interviewer.
- **Don't neglect personal hygiene:** Ensure that you have good personal hygiene. Avoid body odour, bad breath, or any other hygiene-related issues. Take a shower, brush your teeth, and use deodorant before the interview.
- **Don't wear worn-out or dirty shoes:** Avoid wearing shoes that are worn-out, scuffed, or dirty. Choose clean and well-maintained shoes that are appropriate for the interview setting.
- **Don't have chipped or overly long nails:** Make sure your nails are clean, trimmed, and well-maintained. Avoid chipped nail polish or overly long nails, as they can appear unprofessional.
- **Don't apply excessive or inappropriate makeup:** Avoid wearing heavy or bold makeup that may be considered unprofessional. Keep your makeup natural and polished, enhancing your features without being distracting.
- **Don't slouch or display negative body language:** Maintain good posture and avoid slouching during the interview. Negative body language, such as crossing your arms or avoiding eye contact, can convey disinterest or lack of confidence.
- **Don't carry excessive or inappropriate accessories:** Avoid carrying large or distracting bags, backpacks, or purses. Keep your accessories minimal and professional, focusing on functionality and simplicity.

### Summary

- The training of employees is vital in all tasks.
- Most industries require employees to maintain perfect personal hygiene habits, especially those who can serve customers every day.
- Good grooming habits enhance the customer experience, improve their trust and positive impressions of retail workers in their interactions.
- Professional training plays an important role in making positive impressions during the job search and interview process.
- Wearing appropriate clothing shows respect for the company and the job you are looking for. In general, formal or casual business clothing is suitable for most interviews.
- Men should choose suits or pants, shirts and dresses, while women can choose suits, customized dresses or blouse pants.
- Keep accessories and jewellery to a minimum and stylish. Avoid wearing distracting or overly bright objects that may distract your attention from your qualifications and skills.
- Professional training is only one aspect of the job search process.
- It should be accompanied by detailed preparation, well-written resume and cover letter, effective communication skills, and a presentation of qualifications and experience.
- By presenting yourself professionally, you increase your chances of creating a positive and unforgettable impression for potential employers.

### Keywords

- Professional Grooming
- Posture and body language
- Modest and professional attire

- Confidence
- Personal Hygiene

### **Self Assessment**

1. What does "grooming" refer to?
  - A. Caring for one's appearance and personal hygiene
  - B. Training and preparing for a specific event
  - C. Cleaning and maintaining household items
  - D. Taking care of animals.
  
2. Why is grooming important?
  - A. It helps improve physical health only
  - B. It helps enhance social skills only
  - C. It helps boost self-confidence and overall well-being
  - D. It is not important
  
3. What does good posture contribute to grooming?
  - A. It doesn't matter
  - B. It can make you look confident and professional
  - C. It can make you look lazy
  - D. It is irrelevant to grooming
  
4. Which of the following is NOT a part of professional grooming for males?
  - A. Well-groomed facial hair
  - B. Clean and polished shoes
  - C. Minimal use of cologne
  - D. Bright and flashy accessories
  
5. Which of the following is an important element of professional grooming?
  - A. Personal hygiene
  - B. Fashion sense
  - C. Communication skills
  - D. All of the above
  
6. Why is personal hygiene important in professional grooming?
  - A. It helps prevent the spread of germs
  - B. It reflects positively on one's overall appearance
  - C. It demonstrates respect for oneself and others
  - D. All of the above
  
7. What does professional grooming for men generally involve?

- A. Wearing expensive clothes
  - B. Having a well-groomed beard
  - C. Having a trendy haircut
  - D. Maintaining good personal hygiene
8. Which of the following is an important aspect of professional grooming for men?
- A. Wearing flashy jewellery
  - B. Keeping nails long and untrimmed
  - C. Keeping a clean-shaven face
  - D. Wearing oversized clothes
9. What should be the appropriate length of a man's hair for professional grooming?
- A. Long and unruly
  - B. Short and messy
  - C. Neatly trimmed and styled
  - D. Bald
10. How should women manage their body language in a professional setting?
- A. Slouching and avoiding eye contact
  - B. Fidgeting and excessive hand gestures
  - C. Maintaining good posture and making eye contact
  - D. Crossing arms and looking away
11. Which of the following is considered appropriate jewellery for a professional setting?
- A. Chunky, oversized rings
  - B. Dangling, noisy earrings
  - C. Simple, understated jewellery
  - D. Statement jewellery with bright colours
12. How should women manage their overall grooming in a professional setting?
- A. Neglecting personal grooming
  - B. Overdoing makeup and accessories
  - C. Maintaining a clean, polished look
  - D. Ignoring the dress code
13. Which of the following is a DO for professional grooming during a job interview?
- A. Wearing a wrinkled shirt
  - B. Arriving with unkempt hair
  - C. Dressing in clean and pressed attire
  - D. Wearing strong perfume or cologne
14. Which of the following is a DON'T for professional grooming during a job interview?

- A. Keeping your nails clean and trimmed
  - B. Avoiding excessive jewellery or accessories
  - C. Wearing formal and appropriate footwear
  - D. Wearing casual or revealing clothing
15. What is a DO for grooming your hair for a job interview?
- A. Applying excessive styling products
  - B. Leaving your hair unwashed and greasy
  - C. Keeping your hair clean, neatly combed or styled
  - D. Dyeing your hair in bright or unnatural colours

### **Answer for Self Assessment**

- |       |       |       |       |       |
|-------|-------|-------|-------|-------|
| 1. A  | 2. C  | 3. B  | 4. D  | 5. D  |
| 6. D  | 7. D  | 8. C  | 9. C  | 10. C |
| 11. C | 12. C | 13. C | 14. D | 15. C |

### **Review Questions**

1. Define and explain the term 'Professional Grooming'.
2. Explain the various elements of professional grooming.
3. How professional grooming enhances the confidence of an individual?
4. Describe about the various aspects of professional grooming for men.
5. What things should be kept in mind by women while dressing professionally?
6. Discuss the various dos and don'ts of professional grooming for job interviews.



### **Further Readings**

- <https://charmainebryan.com/10-grooming-tips-every-professional-should-know/>
- <https://imscdrmba.wordpress.com/corporate-grooming-for-men/>
- <https://www.managementstudyguide.com/personal-grooming-tips-for-women.htm>
- <https://www.bmdlk.com/why-is-personal-grooming-so-important/>
- <https://www.myjob.mu/careeradvice/job-seekers-corner/grooming-dos-and-donts-for-a-job-interview/#:~:text=Do%20brush%20and%20floss%20your,your%20risk%20irritating%20your%20interviewer.>

## **Unit 04: Personal Branding**

### **CONTENTS**

Objectives

Introduction

- 4.1 Meaning of Personal Branding
- 4.2 5C's of Personal Branding
- 4.3 Golden rules of Personal Branding
- 4.4 Pillars of Personal Branding
- 4.5 Importance of Personal Branding
- 4.6 Role of Personal Branding in Corporate Sector

Summary

Keywords

Self Assessment

Answer for Self Assessment

Review Questions

Further Readings

### **Objectives**

After studying this unit, you will be able to:

- explain the meaning of personal branding and 5Cs of personal branding;
- identify the golden roles and pillars of personal branding;
- explain the importance of personal branding at corporate level.

### **Introduction**

Personal branding is the process of establishing and promoting yourself as a unique person with a set of skills, qualities and values. It is about developing a clear and consistent image on and offline that represents who you are, what you represent and what you bring to the table.

In today's highly competitive and interconnected world, personal branding is becoming increasingly important. This enables individuals to distinguish themselves from others and create a memorable and positive impression in their minds, whether they are potential employers, customers or colleagues. A strong personal brand is built on authenticity, clarity and coherence. It requires a deep understanding of yourself, including strengths, passions, values, and awareness of target audiences and desired markets. By effectively communicating these features, personal branding enables individuals to become experts, thought leaders or professionals in their respective fields.

Personal brand elements often include compelling personal stories, distinctive visual identities (such as logos and color schemes), well-designed online presence (through websites, blogs and social media profiles), and consistent messages across different platforms. It involves active management and preservation of reputation, maintaining professionalism and actively participating in networks or communities. An effective personal brand can bring many benefits. You can open new career opportunities, attract customers, enhance credibility and trust, and establish a strong professional reputation. Personal branding also fosters a sense of personal

---

empowerment and confidence, enabling individuals to take responsibility for their professional lives and make deliberate choices consistent with their goals and aspirations.

In summary, personal branding is a deliberate and strategic process of shaping and promoting a professional identity. It allows individuals to demonstrate their unique strengths and qualities, establish a strong reputation and be distinguished in the competitive environment. By effectively managing their personal brand, people can create meaningful connections, exploit opportunities and achieve their career or business goals.

#### **4.1 Meaning of Personal Branding**

Personal branding refers to the deliberate formation and management of your professional identity and the perception of others. It includes the definition and promotion of your unique value proposition, skills, expertise and personality to create a memorable and positive impression. The personal branding is considered to be a personal reputation, a way of being perceived by others in your professional area. It includes not only your skills and qualifications, but also your personality, values and interactions with others. Personal branding is about creating a unique and authentic image that distinguishes you from others and makes you a leader in the field of experts or leaders.

Your personal brand is communicated by a variety of channels, including onsite contact, online presence, social media, networking events, and other platforms to present your professional self. It involves a consistent message and visual identity that is consistent with your goals and resonates with your target audience. A strong personal brand can bring several benefits. It helps build credibility and trust with potential employers, clients and employees. It can attract new career opportunities, such as job offers or conferences. Individual branding can also distinguish you from competitors, create positive reputations, and open the way to career growth and progress.

To develop a convincing personal brand, it is essential to recognize your self-consciousness and understand your strengths, passions and values. This self-reflection will enable you to define your unique value proposition and the key message you want to convey. You should also consider your target audience and tailor your branding efforts to reflect their needs. Coherence is key to communicating and demonstrating visual identity on different platforms and interactions. Personal branding is the deliberate practice of forming and managing a professional identity to create a positive and distinctive impression. It involves defining and promoting your unique value, abilities and personality, establishing credibility, attracting opportunities, and building a strong professional reputation. By investing in personal branding, you can effectively distinguish yourself in a competitive environment and achieve career or business goals.

#### **4.2 5C's of Personal Branding**

The 5 Cs of personal branding are a framework that can guide individuals in building and strengthening their personal brand. These Cs represent key elements to consider and incorporate into your personal branding strategy. They are as follows:

- **Clarity:** Clarity refers to having a clear understanding of who you are, what you stand for, and what sets you apart from others. It involves identifying your unique skills, strengths, values, and passions. When you have a clear sense of your personal brand, it becomes easier to communicate your message consistently and authentically.
  - **Identify your target audience:** Understand who you want to reach and tailor your personal brand messaging to resonate with them.
  - **Define your niche:** Determine a specific area of expertise or focus within your field that sets you apart and allows you to establish yourself as an authority.
  
- **Consistency:** Consistency is about maintaining a cohesive and unified personal brand across various channels and interactions. It involves aligning your messaging, visual identity, and behavior to create a coherent and recognizable brand image. Consistency helps build trust and credibility with your audience, as it shows reliability and professionalism.



- **Visual identity:** Develop a consistent visual brand identity by using consistent colors, fonts, and design elements across your online and offline presence.
- **Tone of voice:** Maintain a consistent tone in your communications, whether it's formal, casual, or somewhere in between, to create a cohesive brand personality.
- **Credibility:** Credibility is crucial for personal branding. It relates to establishing yourself as a trustworthy and reliable professional in your field. Building credibility involves showcasing your expertise, delivering high-quality work, and consistently demonstrating your knowledge and skills. This can be achieved through sharing valuable content, providing thought leadership, and actively engaging with your industry or community.
  - **Continuous learning:** Stay updated with industry trends, advancements, and new knowledge to continuously enhance your expertise and credibility.
  - **Testimonials and endorsements:** Gather testimonials or endorsements from satisfied clients, colleagues, or industry influencers to demonstrate your credibility.
- **Connection:** Connection emphasizes the importance of building meaningful relationships and connections with your target audience. It involves engaging with others, networking, and creating opportunities for collaboration. Building connections allows you to expand your reach, gain support, and create a community of like-minded individuals who resonate with your personal brand.
  - **Engage on social media:** Actively participate in conversations, share valuable content, and respond to comments and messages on social media platforms to build connections with your audience.
  - **Attend networking events:** Attend industry conferences, seminars, and networking events to meet professionals in your field and expand your network.
- **Character:** Character refers to your values, ethics, and personal integrity. It involves being true to yourself and acting in alignment with your core beliefs. Your character forms the foundation of your personal brand and plays a significant role in how you are perceived by others. Demonstrating strong character traits, such as honesty, authenticity, and empathy, can enhance your personal brand and build trust with your audience.
  - **Live your values:** Ensure that your actions align with your stated values to maintain consistency and reinforce your personal brand.
  - **Be authentic:** Stay true to yourself and your personality. Authenticity helps build trust and connection with your audience.

By incorporating these 5 Cs into your personal branding strategy, you can develop a strong and authentic personal brand that effectively communicates your unique value and resonates with your target audience.

### **4.3 Golden rules of Personal Branding**

Here are 10 golden rules of personal branding to help you establish and enhance your personal brand:

**1. Have a focus**

- Keeping your message focused for your target demographic will make it that much easier to both create content around your personal brand and have others define you.
- The narrower and more focused your brand is, the easier it is for people to remember who you are.

**2. Be genuine**

- There's an easy way to have an original personal brand—and that is to be genuine and authentic.
- Your personal brand should be an easy daily filter that you create content and reach out to your audience with.

**3. Tell a story**

- Create a story around your brand that your audience can engage with.
- One of the best ways to tell that story is through written content or video.
- Simply use your smartphone to video message your clients, make a personal connection with prospective clients and connect with co-workers.

**4. Be consistent**

- Ensure that your personal brand promise stays consistent, both online and offline.
- You have to demonstrate consistency across your communication, gravitas, and appearance.
- So, whether you're creating a wild, incredibly out-there fun brand or one that's a bit more on the conservative, corporate side, consistency is key.

**5. Be ready to fail**

- Failure is tough, and all of us generally want to avoid it - that's human nature.
- However, to have a personal brand that rises above the rest, you need to have a failure.
- The very best brands always come from repeated trial and error, mistakes and failures and not from instant perfection.

**6. Create a positive impact**

- After you've developed your personal brand over a period of time, there are generally two ways to continue to build your brand - hop over others and burn bridges or steadily grow a community around your brand.
- Keeping a positive attitude and helping others will only help healthily grow your brand in the long run.

**7. Follow a successful example**

- People interested in personal branding need to start marketing themselves like the celebrities and influential people that they look up to every day.
- Success often comes from studying trends and popular individuals on different social media platforms and then implementing them with a twist.

**8. Live your brand**

- One of the ways you can make building a personal brand difficult on yourself is to separate your brand from your personal life.
- Your personal brand should follow you everywhere you go.
- It needs to be an authentic manifestation of who you are and amplify what you believe.

**9. Let other people tell your story**

- Personal branding is the story people tell about you when you're not in the room.
- All you have in your life is your name and the reputation you garner.

**10. Leave a legacy**

- Once you've built your personal brand with a reputation and community behind it, the next step is to think about the legacy that you'll leave behind.
- Building a personal brand is much bigger than building a business. The only exit strategy is legacy.
- A personal brand is a lifelong project that constantly evolves and changes.

By following these golden rules, you can create a strong and compelling personal brand that resonates with your audience, opens doors to opportunities, and helps you achieve your professional goals. Remember, personal branding is a continuous process, so regularly evaluate and refine your brand as you grow and evolve.

**4.4 Pillars of Personal Branding**

The concept of personal branding revolves around how individuals present themselves and manage their reputation to build a strong and distinctive image. While different experts may define personal branding in various ways, there are generally seven pillars that form its foundation:

**❖ Purpose**

Personal brand starts with purpose, which is a profound sense of who we are and why we're here. We structure our lives and careers around our purpose and it provides us direction and internal motivation.

In order to get deeper clarity on your purpose, you might want to reflect on:

- What gives meaning to my life?
- What are my talents, and how do I use them to enhance my life and the lives of others?
- How energized and hopeful am I about today, and the future?

This kind of alignment brings happiness and fulfillment in our personal and professional lives.

**❖ Values**

What's important to you in the way you live and work? This reflects your values. Living by our values feels good, so when work or personal decisions conflict with our values, we experience friction that can be a source of unhappiness and stress.

Taking time to identify your values is important because it helps you respond with integrity at work and in relationships. Values-sort cards are a great tool to help you reflect on what is most important to you.

❖ **Brand Clarity and Authenticity**

Brand clarity is your intention for how you wish to be perceived by others. It's your reputation. Authenticity and brand clarity are naturally linked for people with healthy personal brands. Being authentic is consistently being the truest version of yourself.

People who are authentic are deeply connected to their purpose and it shows in their thoughts, words and actions.

❖ **Strengths**

There is plenty of evidence to suggest that we'll be more successful in our endeavors if we leverage our natural abilities.

To make your strengths a core part of your personal brand, think about the types of problems or opportunities your colleagues, friends and clients bring to you.

❖ **Energy**

Your energy and mood affect your ability to achieve, and they also affect those around you. Know what professionally and personally depletes your energy levels and what restores or recharges you.

Use this self-awareness to your benefit to anticipate the effect that certain types of projects and interactions will have on your energy.

❖ **Legacy**

This is not something to think about only at the end of your career or even as a particular role draws to an end. We have opportunities to build legacies throughout our careers.

There is an immense value in thinking about the legacy you want to leave in your current work or an upcoming project. A focus on legacy helps us determine what kind of work helps us live our authenticity and connects us to something larger than ourselves.

❖ **Taking Ownership of Your Personal Brand**

Being mindful about your brand and your presence is ongoing work - it never stops. Setting your intention, building awareness through feedback, and adjusting behaviors when needed requires commitment, courage and patience.

Assess how your understanding of your personal brand aligns with the way in which others are perceiving you.

Other than these pillars, few general pillars of personal branding are given as such: -

- **Authenticity:** Authenticity is the expression of being honest with yourself and of presenting an honest and authentic image. It is about understanding your values, passions, strengths and unique characteristics and consistent expression of them in different platforms and interactions. Authenticity helps build trust and credibility with your audience.
- **Clarity:** Clarity includes a clear vision and purpose for your own brand. It is about understanding the goals, audience and value you want to provide. Defining your niche and understanding what differentiates you from others can help you create a focused and coherent message of your brand.
- **Consistency:** Consistency plays an essential role in the design of personal brands. It involves maintaining consistent images, messages and behaviors in different channels and interactions.

Concoction creates a recognizable and unforgettable brand identity that resonates with your audience and builds trust over time.

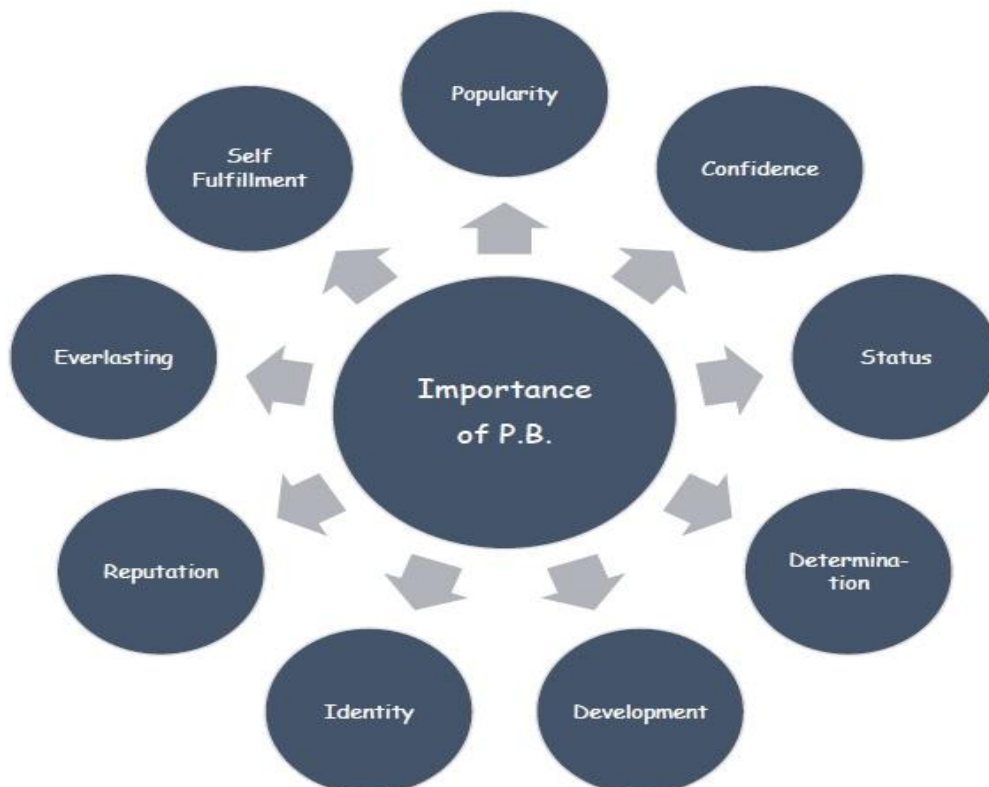
- **Visibility:** The creation of personal brands requires visibility and effective targeting of target audiences. It involves establishing strong online presence on platforms such as social media, personal websites, blogs and professional networking sites. Consistent sharing of valuable content, engagement with audiences and active participation in relevant communities can improve your visibility and reach.
- **Value:** Providing value to your audience is an essential pillar of personal branding. It means offering knowledge, expertise, insights, or solutions that meet the needs and interests of your target audience. Sharing valuable content, providing helpful advice, and engaging in meaningful conversations can position you as a trusted authority in your field and attract a loyal following.

Remember that personal branding is an ongoing process that requires continuous refinement and adaptation. It's important to regularly assess and align your personal brand with your evolving goals, values, and audience expectations.

#### 4.5 Importance of Personal Branding

Personal branding shows potential customers a different side of your business than product branding. It can clarify business objectives and your company's mission and create a connection with your target audience.

Creating a personal brand that aligns with your business objectives can help you stand out in a crowded market to attract new customers. Personal branding is crucial in today's professional landscape for several reasons:



- **Differentiation:** In a competitive job market or business environment, personal branding helps you stand out from the crowd. It allows you to highlight your unique skills, experiences, and qualities that set you apart from others. By establishing a distinctive personal brand, you can attract attention and opportunities that align with your strengths and aspirations.
- **Reputation and Credibility:** Personal branding allows you to shape and manage your reputation. Building a strong personal brand based on authenticity, expertise, and consistent value delivery establishes trust and credibility with your audience. It helps you gain recognition as a reliable and knowledgeable professional in your field, leading to increased opportunities and influence.
- **Career Advancement:** A well-crafted personal brand can significantly impact your career progression. It can attract the attention of recruiters, hiring managers, and potential clients. When your personal brand is aligned with your career goals and values, it becomes a powerful tool for career advancement, helping you secure new job opportunities, promotions, or even entrepreneurial ventures.
- **Networking and Connections:** Personal branding facilitates effective networking and relationship building. By establishing a clear personal brand, you can attract like-minded individuals, industry peers, and mentors who resonate with your values and goals. This network can provide support, collaboration opportunities, and valuable connections that can further accelerate your professional growth.
- **Thought Leadership and Influence:** A strong personal brand positions you as a thought leader and industry expert. By consistently sharing valuable insights, opinions, and expertise, you can establish yourself as a go-to resource in your field. Thought leadership enhances your influence, allows you to shape industry conversations, and opens doors to speaking engagements, media opportunities, and partnerships.
- **Adaptability and Future-Proofing:** Personal branding provides you with a foundation for adaptability and resilience. As industries evolve, personal branding allows you to showcase your ability to learn, adapt, and stay relevant. It positions you as someone who can navigate change, embrace new technologies or trends, and continuously add value in a dynamic environment.
- **Personal Fulfillment:** Building a personal brand that aligns with your passions, values, and purpose can bring a sense of fulfillment and satisfaction. It allows you to authentically express yourself, pursue meaningful work, and attract opportunities that resonate with your true self. Personal branding empowers you to create a career or business that aligns with your identity and brings you fulfillment.

Overall, personal branding is essential for creating a strong professional presence, establishing credibility, attracting opportunities, and cultivating meaningful connections. It enables you to take control of your career trajectory, influence others, and create a lasting impact in your field of expertise.

#### **4.6 Role of Personal Branding in Corporate Sector**

**Corporate Branding:** Corporate branding refers to the process of creating and maintaining a consistent and positive brand image for a company or organization.

It involves developing a brand identity that reflects the company's values, mission, culture, and unique selling proposition (USP). This includes elements such as the company name, logo, tagline, visual identity, tone of voice, and overall brand personality.

Corporate branding aims to create a strong and recognizable brand that resonates with the company's target audience, builds trust and credibility, and differentiates the company from its competitors in the market.

- **Personal Branding in the Corporate Sector**

Personal branding in the corporate world refers to the intentional and strategic cultivation of an individual's professional image and reputation within their organization or industry. It involves consciously managing and promoting oneself as a brand to enhance visibility, credibility, and influence among peers, colleagues, and stakeholders.

Here are some key considerations for personal branding in a corporate setting:

- 1. Define your unique value proposition:**

Your personal brand should be based on your strengths, skills, and expertise that set you apart from others. Identify what makes you unique and valuable in your corporate environment, and craft a clear and compelling value proposition that communicates your strengths and what you bring to the table.

- 2. Authenticity:**

Authenticity is crucial in personal branding. Be true to yourself and genuine in your interactions with others. Avoid trying to project an image that is not in line with your personality or values, as it can come across as insincere and may harm your brand in the long run.

- 3. Build a professional online presence:**

Create and maintain a professional online profile on platforms such as LinkedIn, which showcases your skills, experiences, and achievements. Share thought leadership content, engage with others in your industry, and maintain a positive and professional online reputation.

- 4. Network Strategically:**

Building a strong professional network is critical for personal branding in the corporate world. Network with colleagues, industry peers, and influencers in your field to expand your connections and gain visibility. Attend industry events, join relevant professional organizations, and participate in networking opportunities both within and outside your organization.

- 5. Demonstrate expertise and thought leadership:**

Establish yourself as an expert in your field by sharing your knowledge and insights. Publish articles, give presentations, and participate in industry discussions to demonstrate your expertise and establish yourself as a thought leader. This can enhance your personal brand and position you as a go-to resource in your industry.

- 6. Seek Feedback:**

Solicit feedback from colleagues, managers, and mentors to gain insights on how you are perceived and how you can improve your personal brand. Actively work on developing new skills, improving weaknesses, and adapting to changing industry trends to stay relevant and maintain a strong personal brand.

- 7. Exhibit Professionalism:**

Professionalism is an essential element of corporate personal branding. Always act professionally, whether on-line or online. Conduct and interact responsibly, respectfully and ethically, and respect the values and standards of your organization.

Personal branding plays an important role in the corporate world. It refers to the process of creating and managing professional images and reputations within an organization. Personal branding is a

powerful tool in the enterprise world that helps distinguish individuals, build trust and credibility, improve careers, expand networks, increase visibility and promote personal and professional development.

It is a strategic approach to managing professional identity and reputation, which has an important impact on career success in today's competitive corporate landscape.

## **Summary**

- Personal brand includes the creation and management of a professional image and reputation for individuals in a corporate environment.
- It plays a key role in promoting individual differentiation, trust and positive reputation.
- Personal branding allows networking and relationships to be built, placing individuals as thought leaders, and improving career opportunities.
- It also contributes to employee engagement and retention, ultimately aligning personal and organizational objectives.
- Personal brand empowers individuals to actively shape their professional identity and create opportunities for growth and success.
- The importance of personal branding is that it differentiates individuals, builds trust and credibility, and creates opportunities for growth and success.
- It helps individuals to distinguish themselves in competitive corporate environments by highlighting their unique skills and characteristics.
- Personal branding establishes a positive reputation and strengthens trust between colleagues, customers and stakeholders.
- It promotes networking and establishing relationships and opens the door to collaboration and mentoring.
- Personal branding makes individuals thought leaders and enhances their influence and visibility.
- It also improves career advancement prospects by attracting promotions and leadership roles.
- In addition, personal branding contributes to employee engagement and retention and creates a positive work culture.
- Overall, personal branding is essential to forming professional identities and succeeding in the corporate world.

## **Keywords**

- Personal Branding
- Credibility
- Consistency
- Corporate Branding
- Professionalism

## **Self Assessment**

1. What is personal branding?
  - A. A logo or tagline associated with a person
  - B. A way to market oneself to potential employers or clients
  - C. A form of self-promotion through social media



D. All of the above

2. Why is personal branding important?

- A. It helps establish credibility and expertise in a particular field
- B. It can lead to better job opportunities and higher salaries
- C. It allows individuals to differentiate themselves from competitors
- D. All of the above

3. Which of the following is NOT a key element of personal branding?

- A. Consistency
- B. Authenticity
- C. Diversity
- D. Clarity

4. Which pillar of personal branding involves defining your unique value proposition?

- A. Authenticity
- B. Consistency
- C. Clarity
- D. Visibility

5. Why is visibility important in personal branding?

- A. It helps establish credibility
- B. It builds trust with your audience
- C. It sets you apart from others in your industry
- D. It creates opportunities to connect with others in your field

6. Which of the following is an example of consistency in personal branding?

- A. Maintaining a professional social media presence
- B. Expressing your genuine personality and beliefs
- C. Creating and promoting content that showcases your expertise
- D. None of the above

7. What is the first step in building a personal brand?

- A. Creating a website
- B. Establishing a social media presence
- C. Identifying your unique value proposition
- D. None of the above

8. Why is consistency important in personal branding?

- A. It helps establish credibility
- B. It builds trust with your audience
- C. It sets you apart from others in your industry

- D. All of the above
9. Which of the following is a common mistake people make when building their personal brand?
- A. Focusing too much on self-promotion
  - B. Being too general in their messaging
  - C. Failing to update their online presence regularly
  - D. All of the above
10. Which of the following is an example of personal branding through social media?
- A. Posting photos of your vacation on Facebook
  - B. Creating a professional profile on LinkedIn
  - C. Tweeting about your favorite sports team
  - D. None of the above
11. How does personal branding differ from corporate branding?
- A. Personal branding is focused on individuals, while corporate branding is focused on companies
  - B. Personal branding is more about marketing and sales, while corporate branding is more about reputation and image
  - C. Personal branding is more informal and flexible, while corporate branding is more structured and formal
  - D. All of the above
12. How can personal branding help with networking?
- A. It helps establish credibility and expertise
  - B. It makes individuals more memorable and recognizable
  - C. It can lead to more referrals and recommendations
  - D. All of the above
13. How can personal branding benefit a company?
- A. It can increase brand awareness and recognition
  - B. It can establish a strong reputation and differentiate the company from competitors
  - C. It can attract and retain top talent
  - D. All of the above
14. What is the potential risk of relying too heavily on personal branding for a company's marketing efforts?
- A. It can overshadow the company's brand and message
  - B. It can create a fragmented and inconsistent image of the company
  - C. It can limit the company's potential for growth and expansion
  - D. None of the above

15. Which of the following is an example of a company that has successfully incorporated personal branding into its marketing strategy?
- A. Coca-Cola
  - B. Nike
  - C. Tesla
  - D. Apple

### **Answer for Self Assessment**

- |       |       |       |       |       |
|-------|-------|-------|-------|-------|
| 1. B  | 2. D  | 3. C  | 4. C  | 5. D  |
| 6. A  | 7. C  | 8. D  | 9. D  | 10. B |
| 11. A | 12. D | 13. D | 14. B | 15. C |

### **Review Questions**

1. Define and explain the term 'Personal Branding'.
2. What do you understand by 5C's of personal branding?
3. Explain pillars of personal branding.
4. Write a short note on significance of Personal Branding.
5. Explain the golden rules of Personal Branding.
6. 'Personal Branding play a crucial role in corporate world'—Do you agree? Explain using appropriate points.



### **Further Readings**

<https://sproutsocial.com/glossary/personal-brand/>

<https://isoftra.com/blog/5-cs-of-personal-branding/>

<https://www.linkedin.com/pulse/5-reasons-why-personal-branding-important-david-coslett>

<https://www.forbes.com/sites/josephliu/2018/04/30/personal-brand-work/>

## Unit 05: Communication Skills Part 1

### CONTENTS

Objectives

Introduction

- 5.1 Elements of Effective Communication
- 5.2 Verbal and Non- Verbal Communication
- 5.3 Barriers To Effective Communication
- 5.4 Presentation Skills
- 5.5 Overcoming fear of Presentation
- 5.6 Conversation Etiquette

Summary

Keywords

Self Assessment

Answer for Self Assessment

Review Questions

Further Readings

### Objectives

After studying this unit, you will be able to:

- understand the fundamental nature of an effective communication and its various elements;
- identify the categories of verbal and non-verbal communication;
- explain the various barriers to effective communication;
- Understand about the basics of presentation skills and techniques to overcome fear of presentation;
- Learn about conversation etiquettes.

### Introduction

Effective communication is a fundamental aspect of human interaction that plays a key role in many aspects of our lives. Whether in personal relationships, professional environments, or everyday interactions, effective communication is essential to convey ideas, understand others, and build strong relationships. Effective communication means more than words and writing; it means active listening, understanding non-verbal signals and ensuring that messages are clear, concise and easy to understand. We can improve communication skills and achieve goals more efficiently through strategies to promote clarity, empathy and respect. This guide will explore key elements and strategies for effective communication and will equip you with tools that improve your communication skills and establish meaningful relationships with others.

Effective communication is the process of exchange of information, ideas, thoughts and feelings between individuals or groups in a clear, concise and understandable manner by all parties involved. It involves verbal and non-verbal signals and is essential to establish and maintain relationships, transmit information and achieve common goals. Effective communication is a skill that can be developed and improved over time. By paying attention to these strategies and actively

practicing them, you can improve your communication skills and improve your understanding and relationships with others.

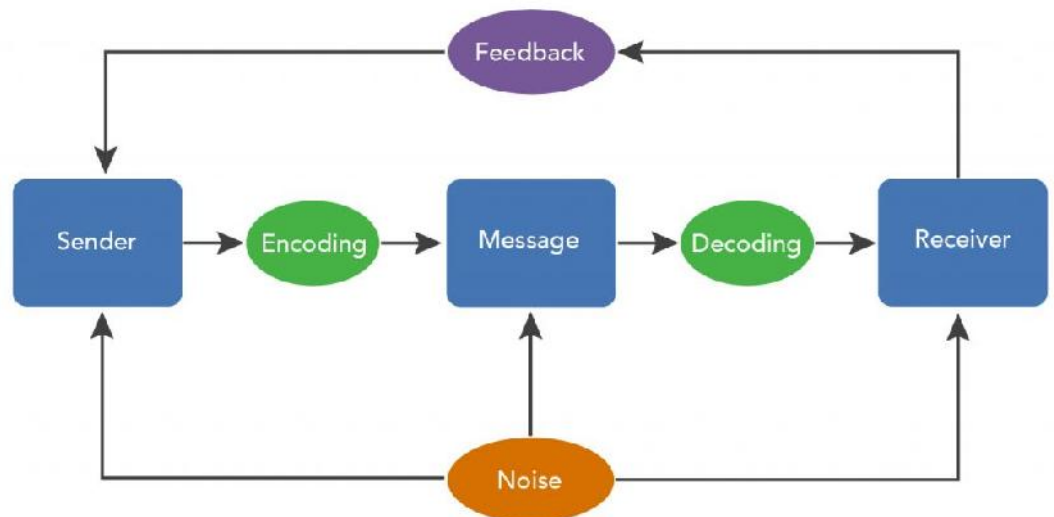
## 5.1 Elements of Effective Communication

### ❖ **General Components of Communication: -**

1. Words
2. Tone
3. Body language

1. **WORDS:** Words are the spoken or written symbols we use to express ideas, thoughts, and information. They form the basis of verbal communication and are critical in conveying specific meanings. The choice of words we use can convey our thoughts, intentions, and emotions.
2. **TONE:** Tone refers to the emotional quality or attitude expressed in our speech or writing. It encompasses the pitch, volume, and pace of our voice, as well as the emphasis we place on certain words or phrases. Tone can convey a wide range of emotions, such as anger, joy, sadness, excitement, or indifference, and it can greatly impact how our words are interpreted by others.
3. **BODY LANGUAGE:** Body language refers to the nonverbal cues we use to communicate, such as facial expressions, gestures, posture, eye contact, and movements. It can reveal a lot about our emotions, attitudes, and intentions, often unconsciously. For example, a smile can indicate happiness or friendliness, while crossed arms may signal defensiveness or discomfort.

Effective communication comprises several key elements that work together to ensure clear and meaningful exchange of information. These elements include:



- **Sender:** The sender is the person or entity initiating the communication process. They have a message to convey and must encode it in a way that can be understood by the receiver.
- **Message:** The message is the information, idea, or emotion that the sender wants to communicate. It can be conveyed through verbal or written words, gestures, facial expressions, or other forms of nonverbal communication.

- **Encoding:** Encoding refers to the process of converting the message into a form that can be effectively transmitted. It involves selecting the appropriate words, tone, and nonverbal cues to convey the intended meaning.
- **Channel:** The channel is the medium through which the message is transmitted. It can be face-to-face conversations, phone calls, emails, video conferences, or other communication tools. Choosing the right channel is important to ensure that the message is delivered effectively.
- **Receiver:** The receiver is the person or group to whom the message is directed. They decode the message by interpreting the sender's words, gestures, and other cues. The receiver's understanding of the message may be influenced by their own experiences, biases, and cultural background.
- **Decoding:** Decoding is the process of interpreting and understanding the message by the receiver. It involves extracting the meaning from the words, nonverbal cues, and context provided by the sender.
- **Feedback:** Feedback is the response or reaction provided by the receiver to the sender's message. It allows the sender to assess the effectiveness of their communication and make any necessary adjustments. Feedback can be verbal or nonverbal and helps in ensuring mutual understanding.
- **Noise:** Noise refers to any barriers or distractions that hinder the communication process. It can be physical noise (such as loud sounds), psychological noise (like preoccupations or biases), or semantic noise (language barriers, jargon, or misunderstandings).
- **Context:** The context of communication includes the surrounding environment, cultural factors, social norms, and the relationship between the sender and receiver. It influences the interpretation and understanding of the message.
- **Purpose:** Effective communication has a clear purpose or objective. Whether it's to inform, persuade, collaborate, or build relationships, understanding the purpose helps the sender craft the message appropriately and helps the receiver comprehend the intention behind the communication.

These elements work together in a dynamic process, and each plays a crucial role in effective communication. By considering and optimizing these elements, individuals and groups can improve their ability to express ideas, foster understanding, and establish meaningful connections.

## 5.2 Verbal and Non- Verbal Communication



---

## ❖ VERBAL COMMUNICATION

Verbal communication is the use of spoken words and vocal sounds to convey messages, ideas, thoughts, and emotions between individuals or groups. It is one of the primary forms of communication and plays a vital role in our daily interactions. Verbal communication involves both the content of the spoken words and the way they are delivered, including tone of voice, pitch, volume, and speed. Here are some key aspects of verbal communication:

- **Words and Language:** Verbal communication relies on the use of words and language to express thoughts and convey meaning. Words carry specific meanings, and using appropriate vocabulary and terminology is important to ensure clarity and understanding.
- **Clarity and Conciseness:** Effective verbal communication requires clear and concise expression. It involves organizing thoughts and ideas in a logical manner and using words that accurately reflect the intended meaning. Avoiding ambiguity, excessive use of jargon, and unnecessary complexity helps in conveying messages more effectively.
- **Tone of Voice:** The tone of voice refers to the emotional quality and attitude conveyed through the way words are spoken. It includes elements such as volume, pitch, modulation, and emphasis. The tone can convey emotions like happiness, anger, sadness, enthusiasm, or sarcasm, and can greatly influence how a message is perceived.
- **Nonverbal Cues:** Verbal communication is not solely about the spoken words. Nonverbal cues, such as facial expressions, gestures, posture, and eye contact, play a crucial role in enhancing or altering the meaning of the message. They can provide additional context and convey emotions, sincerity, or urgency.
- **Active Listening:** Verbal communication is a two-way process that involves both speaking and listening. Active listening skills are crucial for effective verbal communication. It involves paying full attention to the speaker, processing the information, and responding appropriately. Active listening includes maintaining eye contact, nodding, providing verbal and nonverbal feedback, and asking clarifying questions.
- **Feedback and Clarification:** Verbal communication allows for immediate feedback and clarification. It enables the receiver to seek further information, confirm understanding, or express their opinions or thoughts. Providing feedback helps to ensure that the message is received and interpreted as intended.
- **Cultural Sensitivity:** Verbal communication is influenced by cultural factors, including language, dialects, accents, and norms of communication. Being aware of cultural differences and adapting one's communication style accordingly helps to avoid misunderstandings and promotes effective communication across cultural boundaries.
- **Speaking Skills:** Developing effective speaking skills enhances verbal communication. This includes aspects such as articulation, pronunciation, pacing, and using appropriate volume. Practicing and refining speaking skills can improve clarity and effectiveness in conveying messages.
- **Empathy and Respect:** Verbal communication is not just about transmitting information; it also involves expressing empathy, understanding, and respect for the other person. Being attentive, showing interest, and using polite and courteous language contribute to positive and effective verbal communication.
- **Adaptability:** Effective verbal communication requires adaptability to different situations and audiences. Adapting the language, tone, and level of formality based on the context and the receiver's needs and preferences helps in conveying messages more effectively.

Verbal communication is a dynamic and multifaceted process that goes beyond the mere exchange of words. By considering these various aspects and practicing effective verbal communication skills, individuals can express themselves more clearly, engage in meaningful conversations, and build strong relationships.

#### ❖ NON-VERBAL COMMUNICATION

Nonverbal communication refers to the use of gestures, facial expressions, body language, and other nonverbal cues to convey messages, feelings, and meaning without the use of words. It is an essential component of human communication and can significantly impact the interpretation and understanding of a message. Here are some key aspects of nonverbal communication:

- **Facial Expressions:** Facial expressions play a crucial role in nonverbal communication. Smiles, frowns, raised eyebrows, and other facial movements can convey emotions such as happiness, surprise, anger, or sadness. Facial expressions often provide immediate visual cues about a person's feelings or reactions to a particular situation.
- **Body Language:** Body language encompasses the gestures, postures, and movements of the body. It includes actions such as hand gestures, pointing, nodding, crossing arms, leaning forward or backward, and maintaining eye contact. Body language can express confidence, openness, attentiveness, defensiveness, or disinterest. It can also emphasize or complement verbal messages.
- **Proxemics:** Proxemics refers to the use of space and distance in communication. It involves how individuals position themselves in relation to others during interactions. For example, standing close to someone can indicate intimacy or familiarity, while maintaining more distance can signal formality or respect for personal boundaries.
- **Paralanguage:** Paralanguage refers to the vocal cues and elements that accompany speech but are not part of the actual words spoken. This includes tone of voice, pitch, volume, speech rate, and emphasis. Paralanguage can convey emotions, attitudes, or emphasize certain points.
- **Eye Contact:** Eye contact plays a significant role in nonverbal communication. It can indicate engagement, interest, trust, or sincerity. Direct eye contact is often associated with attentiveness and confidence, while avoiding eye contact may be interpreted as shyness, dishonesty, or disinterest.
- **Touch:** Touch can communicate various messages depending on the cultural context and the relationship between individuals. It can convey affection, comfort, support, power, or aggression. Different cultures have different norms and boundaries regarding touch, so it is important to be mindful of cultural sensitivities.
- **Appearance and Clothing:** Personal appearance and clothing choices can communicate messages about one's identity, social status, professionalism, and cultural affiliation. Dressing appropriately for a given situation or environment can contribute to effective nonverbal communication.
- **Silence and Pauses:** Nonverbal communication can also be conveyed through silence and pauses. The timing and duration of silence can communicate different meanings, such as contemplation, respect, uncertainty, or disagreement. Pauses during conversations can provide opportunities for reflection or signify transitions between speakers.
- **Cultural Variations:** Nonverbal communication is influenced by cultural norms and practices. Gestures, body language, and even the meaning of facial expressions can vary



---

across cultures. It is important to be aware of and respectful of cultural differences when interpreting and using nonverbal cues.

- **Consistency with Verbal Messages:** Nonverbal communication should be congruent with the verbal messages being conveyed. Inconsistencies between verbal and nonverbal cues can lead to confusion or mistrust. Aligning nonverbal cues with the spoken words strengthens the overall effectiveness of communication.

Nonverbal communication is a powerful tool that can enhance or contradict the spoken words, influence relationships, and provide additional layers of meaning to a message. Being aware of and effectively utilizing nonverbal cues can improve understanding, rapport, and the overall effectiveness of communication.

### 5.3 Barriers To Effective Communication

Barriers to effective communication are obstacles or challenges that hinder the successful transmission and understanding of messages between individuals or groups. These barriers can occur at any stage of the communication process and can prevent the intended meaning from being accurately conveyed. Here are some common barriers that can impact effective communication:

**Language Barriers:** Differences in language, dialects, or vocabulary can pose significant challenges to effective communication, particularly in multicultural or multilingual settings. Language barriers can lead to misunderstandings, misinterpretations, and a breakdown in communication. Here are some key aspects of language barriers in communication:

- **Limited Language Proficiency:** When individuals have limited or insufficient knowledge of a particular language, it becomes challenging for them to express themselves clearly or comprehend messages conveyed by others. They may struggle to find the right words, use incorrect grammar, or have difficulty understanding complex sentences.
- **Vocabulary and Terminology Differences:** Different languages have unique vocabularies and terminologies. Direct translations may not always convey the intended meaning accurately. As a result, individuals may use incorrect or inappropriate words, leading to confusion or misinterpretation.
- **Grammar and Syntax Variations:** Each language has its own grammatical rules and sentence structures. When individuals communicate in a language that is not their first language, they may struggle with grammar or sentence construction. This can affect the clarity and coherence of their messages.
- **Cultural Context:** Language is closely tied to culture, and cultural differences can impact communication. Certain phrases, idioms, or expressions may not have direct equivalents or may carry different connotations in different cultures. Lack of awareness of these cultural nuances can lead to misunderstandings and misinterpretations.
- **Accents and Pronunciation:** Accents and pronunciation variations can create difficulties in understanding spoken language. Differences in accent or pronunciation can make it challenging for individuals to comprehend the words or phrases being used, leading to miscommunication or misinterpretation.

**Poor Listening Skills:** Poor listening skills refer to the inability or failure to actively and effectively listen to others during communication. It involves various behaviors and habits that hinder the ability to fully comprehend and engage with the speaker's message. Ineffective listening skills can impede effective communication. When individuals are not fully engaged or fail to actively listen, they may miss important information, fail to understand the message accurately, or respond inappropriately.

**Lack of Clarity and Conciseness:** Messages that are unclear, overly complex, or filled with jargon can create confusion and hinder effective communication. Using ambiguous or vague language,

failing to organize thoughts coherently, or providing excessive detail can make it difficult for the receiver to understand the intended message.

**Nonverbal Communication Barriers:** Nonverbal cues, such as facial expressions, body language, tone of voice, and gestures, play a significant role in communication. Misinterpreting or misreading these cues can lead to misunderstandings and miscommunication. Inconsistencies between verbal and nonverbal cues can also create confusion or mistrust.

**Emotional and Psychological Barriers:** Strong emotions, such as anger, fear, stress, or personal biases, can hinder effective communication. When individuals are emotionally charged, it becomes challenging to listen, understand, or express themselves clearly. Preconceived notions, stereotypes, or biases about individuals or groups can also impact the interpretation of messages and hinder effective communication.

**Cultural Differences:** Cultural variations in communication styles, norms, and expectations can create barriers. Different cultures may have different nonverbal cues, communication patterns, or approaches to expressing opinions, leading to misunderstandings or misinterpretations. Lack of awareness or understanding of cultural differences can impede effective communication.

**Physical Barriers:** Physical barriers, such as noise, distance, or environmental distractions, can disrupt communication. Background noise, interruptions, or poor acoustics can make it difficult to hear or understand messages. Additionally, physical barriers may limit face-to-face interactions, making it challenging to establish rapport and engage in effective communication.

**Information Overload:** When there is an excessive amount of information or a large volume of data, it can overwhelm the receiver and make it difficult to process and understand the message effectively. Information overload can lead to confusion, reduced attention, and the inability to prioritize key points.

**Lack of Feedback and Clarification:** Effective communication requires active feedback and clarification to ensure mutual understanding. If there is a lack of opportunity for feedback or if individuals fail to seek clarification, misunderstandings can persist and hinder effective communication.

**Technological Barriers:** In the digital age, reliance on technology can introduce barriers to effective communication. Issues such as poor audio or video quality during virtual communication, misinterpreted or misunderstood text messages, or reliance on technology that individuals are not familiar with can impede the accurate transmission and understanding of messages.

Recognizing these barriers and taking proactive steps to address them is essential for promoting effective communication. This can include improving listening skills, using clear and concise language, adapting communication styles to the audience, providing opportunities for feedback, and fostering an inclusive and open communication environment.

## 5.4 Presentation Skills

Presentation skills refer to the ability to effectively deliver information, ideas, or messages to an audience in a clear, engaging, and compelling manner. Strong presentation skills are essential in various professional settings, such as business meetings, conferences, classrooms, and public speaking engagements. Effective presentations require careful planning and organization. This involves defining the objective of the presentation, structuring the content logically, and creating a clear outline or storyboard to guide the flow of information. Understanding the audience is crucial for successful presentations. Analyzing their demographics, interests, knowledge level, and expectations allows presenters to tailor their content, language, and delivery style to engage and resonate with the audience. Presentations should have well-researched and relevant content. The content should be organized into key points, supported by examples, data, or visuals. Presenters should ensure that the content is concise, clear, and focused on the main message.

### ❖ STRUCTURE OF PRESENTATION

The structure of a presentation refers to the organization and arrangement of content to effectively convey a message or information to an audience. A well-structured presentation follows a logical flow, allowing the audience to understand and retain the key points. While

the specific structure may vary depending on the topic and context, here is a commonly used framework for structuring a presentation:

**1. Introduction:**

- **Grab Attention:** Begin with a compelling opening that captures the audience's interest, such as a thought-provoking question, an intriguing statistic, or a compelling anecdote.
- **Establish Relevance:** Clearly state the purpose and relevance of the presentation, explaining why the topic is important and how it relates to the audience.

**2. Agenda Overview:**

- Provide an overview of the main points or sections of the presentation. This helps set expectations and gives the audience an understanding of the structure of the presentation.

**3. Background and Context:**

- Provide necessary background information or context to ensure the audience understands the topic. This may include definitions, historical background, or relevant facts and statistics.

**4. Main Points:**

- Present the key points or sections of the presentation. Each main point should be clear, concise, and supported by evidence, examples, or data.
- Use logical sequencing to ensure a smooth flow from one point to the next. This could be chronological, problem-solution, cause-effect, or any other appropriate structure based on the topic.

**5. Visual Aids and Supporting Materials:**

- Utilize visual aids, such as slides, charts, graphs, or multimedia elements, to enhance understanding and engagement. Ensure that visual aids are clear, visually appealing, and support the main points.
- Incorporate relevant supporting materials, such as case studies, testimonials, or research findings, to add credibility and depth to the presentation.

**6. Transitions:**

- Use transitions to smoothly move from one point to another. Transitions can be verbal cues or visual cues, such as headings or signposts on slides, that guide the audience through the presentation.

**7. Summarize and Recap:**

- Periodically summarize the main points covered so far to reinforce understanding and help the audience retain information.

- Recap the main points at the end of the presentation to provide a clear summary of the key takeaways.

#### 8. Conclusion:

- End the presentation with a strong and memorable conclusion. Revisit the main message and its significance, leaving the audience with a clear call to action, a thought-provoking statement, or a memorable closing remark.

#### 9. Q&A and Discussion (optional):

- If appropriate, allocate time for a question-and-answer session or group discussion. This allows the audience to seek clarification, share opinions, and engage in a dialogue related to the presentation.

#### 10. Closing:

- End the presentation on a positive note, thanking the audience for their attention and participation.
- Provide any relevant contact information, references, or additional resources for those interested in further exploration of the topic.

Remember to adapt the structure to the specific needs of your presentation and audience. Practice and rehearse the presentation to ensure a smooth and coherent flow, allowing you to deliver the content effectively and engage the audience.

- ❖ **3 Ps of Presentation:** The 3 Ps of presentation skills are a framework that highlights three key aspects to focus on when developing and delivering a presentation. These three Ps stand for:

#### 1. Preparation:

- Preparation is the basis of a successful presentation. It includes researching and collecting relevant information on the subject, understanding the audience and their needs and planning the structure and content of the presentation.
- The main preparation components include establishing clear objectives for presentation, logical content organization and effective visual aids and supporting materials.
- Practicing presentation delivery is also an essential part of preparation. Rehearsal helps to improve confidence, time, and smooth transmission of messages.

#### 2. Practice:

- Practice refers to the exercise of rehearsing and fine-tuning the presentation. It involves several times exploring the content to get to know the content, timing, and transitions.
- During the practice, concentrate on improving the clarity of your speech, body language and use of visual aids. You should pay attention to your voice tone, pace and gestures to ensure that they support and enhance your message effectively.

- Practice also helps to anticipate and prepare questions and challenges that may arise during presentations. This enables you to respond confidently and adapt to different situations.

### 3. Performance:

- The performance is the actual presentation to the audience. This is an opportunity to show your skills, attract the public and effectively convey your message.
- During the performance, maintain a confident and enthusiastic attitude. Using eye contact, body language, and voice variety, you can connect with the audience and keep them engaged.
- Adapt presentation style and presentation to the needs and preferences of the audience. Be responsive to your reactions and adapt accordingly.
- Remember to be true and passionate about your topic. Real enthusiasm and interest in the presentation help attract the audience and make a lasting impression.

By focusing on the 3 Ps of presentation skills, you can ensure that you are well-prepared, practiced, and ready to deliver a compelling and impactful presentation. This framework helps you structure your efforts and enhance your overall presentation effectiveness.

## 5.5 Overcoming fear of Presentation

The experience of speaking to the public can be a terrifying one, and many people are afraid of speaking in public. Often, fear of speaking in public is related to fear of judgment or rejection by the audience. By recognizing and addressing these fundamental fears, you can start to build confidence and resilience in your ability to present.

As a result, if you have the right attitude and preparation, you can overcome this fear and become a confident and effective speaker. There are several strategies to overcome this fear and give effective presentations with confidence. Here are some of these strategies:

**Prepare and Practice:** Preparation is key to reducing anxiety and boosting confidence. Thoroughly research your topic, organize your content, and create a clear structure for your presentation. Practice your presentation multiple times, preferably in front of a mirror or with a supportive audience, to become familiar with the material and gain confidence in your delivery.

**Know your Audience:** Understanding your audience and their needs can help alleviate anxiety. Tailor your presentation to their interests, knowledge level, and expectations. This will make you feel more prepared and better able to connect with your audience.

**Visualize Success:** Before the presentation, visualize yourself delivering a successful and engaging presentation. Imagine the positive reactions from the audience and feel a sense of confidence and accomplishment. Visualizing success can help reduce anxiety and build self-assurance.

**Focus on your Message and Purpose:** Shift your focus from your own fear to the importance of your message and the purpose of your presentation. Remember that you have valuable information to share, and your audience is there to learn from you. Concentrating on the significance of your content can help reduce self-consciousness and nervousness.

**Deep Breathing and Relaxation Techniques:** Use deep breathing exercises or other relaxation techniques, such as progressive muscle relaxation, before and during the presentation to help calm your nerves. Deep breathing slows your heart rate and relaxes your body, allowing you to feel more composed and in control.

**Positive Self-Talk:** Replace negative self-talk with positive affirmations. Remind yourself of your strengths, expertise, and past successes in public speaking. Repeat positive statements, such as "I am well-prepared," "I have valuable insights to share," or "I am confident and capable."

**Start with Familiar Audiences:** If possible, begin by presenting to smaller or more familiar audiences. This could be friends, family, or colleagues who will provide a supportive environment. Gradually increase the size and unfamiliarity of the audience as you gain more confidence.

**Engage with the Audience:** Interacting with the audience can help redirect your focus and reduce anxiety. Encourage questions, engage in discussions, or incorporate interactive elements into your presentation. This creates a more collaborative and inclusive atmosphere, alleviating the pressure of being the sole focus of attention.

**Seek Feedback and Learn from Experience:** After each presentation, seek feedback from trusted individuals or colleagues. Constructive feedback can help you identify areas for improvement and build upon your strengths. Learning from each experience will enhance your skills and confidence over time.

Remember, overcoming the fear of presenting takes time and practice. Be patient with yourself and celebrate your progress. With each presentation, you will gain more confidence and become more comfortable in front of an audience.

## 5.6 Conversation Etiquette

Conversation ethics refers to principles and guidelines for respectful and effective communication. It involves active listening, respect and kindness, turn off, stay on topic, show empathy, avoid dominance or dominance, keep an eye on non-verbal communication, use a positive tone and language, maintain confidentiality, and express gratitude and appreciation. By following these principles, individuals can create a positive and inclusive environment for productive conversations. Here are some important principles of conversational behavior:

### Active Listening: -

One of the fundamental aspects of conversational behavior is active listening. This includes giving undivided attention to the speaker, demonstrating genuine interest and acknowledging his words. Active listening means maintaining eye contact, occasionally nodding, and giving verbal instructions such as "I understand" or "Let me know more." By listening carefully, we respect the speaker, encourage open dialogue, and foster the sense of validation and understanding.

### Respect and Courtesy: -

Respect and courtesy are at the heart of conversational ethics. Respect for others, regardless of their point of view, is essential to a productive conversation. This means avoiding personal attacks, language derogatory or dismissive remarks. To engage in respectful conversations, it is necessary to recognize and value the inherent value and dignity of each individual, to accept diversity and to approach discussions with an open and empathetic attitude.

### Turn-Taking: -

An important aspect of conversation etiquette is allowing everyone to have an opportunity to express themselves. Turn-taking ensures that conversations are balanced and inclusive. It requires avoiding monopolizing the discussion and actively inviting others to share their thoughts. Interrupting should be avoided, and instead, we should wait for an appropriate pause to contribute our perspectives. By valuing the input of all participants, we foster an environment that nurtures collaboration, encourages diverse viewpoints, and promotes mutual understanding.

### Staying on Topic: -

To maintain focus and coherence in conversations, staying on the designated topic is vital. Tangents and rambling can disrupt the flow of discussions and hinder effective communication. It is crucial to adhere to the main subject and bring relevant and meaningful contributions. If a new topic arises, it is considerate to suggest a transition or wait for an appropriate moment to introduce it. By staying on topic, conversations become more structured, efficient, and conducive to meaningful exchange of ideas.

### Empathy and Understanding: -

Cultivating empathy and understanding is integral to conversation etiquette. Recognizing that individuals have unique perspectives, experiences, and emotions allows us to engage in

conversations with compassion and tolerance. Empathy involves actively seeking to understand others' viewpoints, showing curiosity, and asking thoughtful questions. It is crucial to suspend judgment, avoid assumptions, and approach conversations with a genuine desire to learn and broaden our understanding.

**Avoid Dominating or Dominated Behavior: -**

Balancing participation in conversations is vital to create an inclusive and equitable atmosphere. Dominating the discussion by talking excessively or interrupting others inhibits open dialogue. On the other hand, being overly passive and allowing others to dominate the conversation can hinder one's ability to express their thoughts and contribute meaningfully. Striking a balance, where everyone feels heard and valued, promotes a healthy exchange of ideas and encourages diverse perspectives to flourish.

**Non-Verbal Communication: -**

Non-verbal cues play a significant role in effective communication. Paying attention to facial expressions, body language, and tone of voice adds depth and context to conversations. Non-verbal communication provides valuable insights into the emotions, intentions, and nuances behind the words being spoken. By being mindful of non-verbal cues, we can better understand the speaker's message, demonstrate empathy, and respond appropriately.

**Positive Tone and Language: -**

Maintaining a positive and constructive tone is essential in conversation etiquette. Expressing opinions and disagreements in a respectful and considerate manner helps to create a safe space for open dialogue. Avoiding aggressive or confrontational language fosters an environment where ideas can be shared without fear of judgment or hostility. Using supportive language, providing evidence or examples, and acknowledging the value of others' contributions contribute to constructive conversations.

**Confidentiality: -**

Respecting confidentiality is crucial for building trust and maintaining healthy relationships. Conversations often involve sharing personal experiences, thoughts, and feelings. It is imperative to honor the privacy of others by refraining from sharing their information without explicit permission. Respecting confidentiality establishes a foundation of trust and allows individuals to express themselves freely, knowing that their words will be treated with respect.

**Gratitude and Appreciation: -**

Expressing gratitude and appreciation is a way to recognize and value the contributions of others in conversations. Thanking participants for their time, insights, and perspectives demonstrates respect and encourages further engagement. Acknowledging valuable points made by others, even when there is a difference of opinion, creates an atmosphere of mutual respect and intellectual growth.

**Summary**

- Effective communication is the cornerstone of effective communication in personal and professional relationships.
- It includes a clear and concise exchange of information, ideas and emotions that the intended recipients understand and appreciate.
- Effective communication is the foundation of successful personal and professional interactions, leading to better understanding, productivity and positive results.
- Verbal and non-verbal communication is an integral part of effective communication.

---

**Unit 05: Communication Skills Part 1**

---

- Verbal communication involves using words to express ideas, and non-verbal communication includes facial expressions, body language, and voice tone.
- Understanding and using both forms of communication harmoniously and consistently can improve understanding, strengthen relations and promote successful interaction.
- Recognizing and eliminating various obstacles is essential to effective communication.
- Through improving presentation skills, people can effectively convey messages, engage the public, and achieve the desired results. By practicing and continuously improving these skills, you can achieve confidence and impactful presentations.
- It requires the development of cultural sensitivity, active listening skills, clarity of expression, the creation of an inclusive environment and the promotion of open and transparent communication channels.
- Conversation ethics covers guidelines and principles for respectful and effective communication.

**Keywords**

- Effective Communication
- Encoding
- Decoding
- Verbal communication
- Non-verbal communication
- Presentation skills
- Conversational etiquette

**Self Assessment**

1. Which element of effective communication refers to the information or content being conveyed?  
A. Message  
B. Channel  
C. Receiver  
D. Feedback
  
2. Which element of effective communication refers to the means or method by which the message is delivered?  
A. Message  
B. Channel  
C. Receiver  
D. Feedback
  
3. Which element of effective communication refers to the intended recipient of the message?  
A. Message  
B. Channel  
C. Receiver  
D. Feedback



4. Which element of effective communication refers to the response or reaction of the recipient to the message?
- A. Message
  - B. Channel
  - C. Feedback
  - D. Context
5. Which of the following is an example of nonverbal communication?
- A. Speaking
  - B. Writing
  - C. Facial expressions
  - D. Texting
6. Which type of communication is more likely to convey emotions and attitudes?
- A. Verbal communication
  - B. Nonverbal communication
  - C. Both are equally likely to convey emotions and attitudes
  - D. Neither is likely to convey emotions and attitudes
7. What is the main difference between verbal and nonverbal communication?
- A. Verbal communication uses words, while nonverbal communication does not
  - B. Nonverbal communication uses body language, while verbal communication does not
  - C. Verbal communication is more effective than nonverbal communication
  - D. Nonverbal communication is more precise than verbal communication
8. Which of the following is NOT a barrier to effective communication?
- A. Cultural differences
  - B. Physical distance
  - C. Active listening
  - D. Language barriers
9. Which of the following is a barrier to effective communication?
- A. Clear and concise language
  - B. Active listening
  - C. Noise or distractions
  - D. Shared understanding of vocabulary
10. What is an important aspect of effective presentation skills?
- A. Speaking quickly and clearly
  - B. Using technical jargon
  - C. Engaging the audience
  - D. Avoiding eye contact

11. What is the purpose of a presentation?
- To impress the audience with technical jargon
  - To inform the audience about a topic
  - To confuse the audience with complex concepts
  - To entertain the audience with jokes and anecdotes
12. Which of the following is a tip for effective presentation skills?
- Reading directly from the slides
  - Using small font sizes on the slides
  - Speaking in a monotone voice
  - Maintaining eye contact with the audience
13. What is a common reason why people fear giving presentations?
- They are not knowledgeable about the topic
  - They are not comfortable speaking in front of others
  - They enjoy being the center of attention
  - They do not care about the audience's opinion
14. What is a potential way to overcome the fear of giving presentations?
- Ignoring the fear and hoping it goes away
  - Avoiding public speaking altogether
  - Practicing the presentation ahead of time
  - Focusing on the worst-case scenario
15. What is an important aspect of effective slide design to help a speaker overcome fear?
- Using a small font size
  - Including too much text on each slide
  - Including distracting animations or graphics
  - Using simple and clear visuals

### **Answer for Self Assessment**

- |       |       |       |       |       |
|-------|-------|-------|-------|-------|
| 1. A  | 2. B  | 3. C  | 4. C  | 5. C  |
| 6. B  | 7. A  | 8. C  | 9. C  | 10. C |
| 11. B | 12. D | 13. B | 14. C | 15. D |

### **Review Questions**

- Define and explain the term 'Effective Communication'.
- Distinguish between the following:
  - Verbal Communication

- (b) Non-Verbal Communication
3. Write short notes on the following:
    - (a) Sender.
    - (b) Receiver.
    - (c) Encoding.
    - (d) Decoding.
    - (e) Message
    - (f) Feedback
    - (g) Noise
  4. Explain Presentation skills and why they are important?
  5. Describe various barriers to an effective communication.
  6. How one can possibly overcome fear of giving presentation?
  7. Define 'Conversation Etiquette'.
  8. Describe and explain various features of conversation etiquette.



### **Further Readings**

<https://www.knowledgehut.com/blog/project-management/effective-communication>

<https://evolutionjobs.com/exchange/7-key-elements-of-effective-communication/>

<https://keydifferences.com/difference-between-verbal-and-non-verbal-communication.html>

<https://www.geeksforgeeks.org/barriers-to-effective-communication/>

<https://allen-faulton.medium.com/a-guide-to-conversational-etiquette-816e4febfbf>

## Unit 06: Communication Skills Part 2

### CONTENTS

Objectives

Introduction

6.1 Meaning of Speech

6.2 Types of Speeches

6.3 Purpose of Speeches

6.4 Ways to write a Speech

6.5 How to initiate a speech

6.6 How to Conclude a Speech

Summary

Keywords

Self Assessment

Answer for Self Assessment

Review Questions

Further Readings

### Objectives

After studying this unit, you will be able to:

- explain the fundamental nature of a speech and the various types of speeches;
- identify the purpose of speech;
- explain the ways to initiate and conclude speeches.

### Introduction

“Speech is power. Speech is to persuade, to convert, to compel.” – Ralph Waldo Emerson

Speech is the communication of human language with language. Each language uses a combination of vowels and consonants that form a sound of words. In spoken language, speakers often do many different intentional speech acts, such as information, declaration, demand, persuasion, guidance, and convey meaning using enunciation, intonation, volume, speed, or other non-representative or paralinguistic aspects of voice. In speeches, speakers also unintentionally communicate many aspects of social status, such as gender, age, origin (adhesion), physical condition (attention and sleepiness, vigor and weakness, health or illness), psychological condition (emotions or mood), physiological or psychological condition (sobriety or drunkenness, normal consciousness and state of intoxication), education or experience, etc.

Speech is how we say sounds and words. Speech includes:

- **Articulation**

How we make speech sounds using the mouth, lips, and tongue. For example, we need to be able to say the “r” sound to say “rabbit” instead of “wabbit.”

- **Voice**

How we use our vocal folds and breath to make sounds. Our voice can be loud or soft or high- or low-pitched. We can hurt our voice by talking too much, yelling, or coughing a lot.

- **Fluency**

This is the rhythm of our speech. We sometimes repeat sounds or pause while talking. People who do this a lot may stutter.

## 6.1 Meaning of Speech

Speech is the process of producing and transmitting words through the use of spoken sounds. The coordination of various organs of the human body, such as lungs, vocal cords, tongues and lips, creates sounds that form words and sentences.

Speech is a fundamental part of human communication, used to express ideas, emotions and thoughts. It can take many forms, including conversation, public speech, narration and singing. Effective speech not only requires the ability to produce sound, but also the ability to understand and use language appropriately.

The term "speech" can have several meanings depending on the context. Generally, speech refers to the act of speech or the expression of thoughts, ideas or feelings through spoken words. Here are some specific meanings of this term:

- **Oral Communication:** Speech often refers to the verbal form of communication used by humans to express themselves, share information, or engage in conversation. It involves the use of language, words, and vocal sounds to convey messages.
- **Public Address:** Speech can also refer to a formal presentation or address given to an audience, such as a speech delivered by a politician, a motivational speaker, or a presenter at an event. In this sense, speech involves the organized delivery of information or opinions with a specific purpose.
- **Linguistics:** In the field of linguistics, speech refers to the production and articulation of sounds that make up spoken language. It encompasses the study of phonetics (the physical aspects of speech sounds) and phonology (the organization of sounds in language).
- **Freedom of Speech:** Speech can also refer to the fundamental right of individuals to express their opinions, beliefs, and ideas without censorship or restraint. This aspect relates to the broader concept of freedom of expression, which is protected in many democratic societies.

It's worth noting that the meaning of "speech" can vary depending on the context in which it is used. The specific context or field of study will determine the precise connotations associated with the term.

## 6.2 Types of Speeches

There are several types of speeches, each with its own purpose, style, and characteristics. Here are some common types of speeches:

**Informative Speech:** The goal of an informative speech is to provide the audience with new knowledge, insights, or information about a specific topic. It aims to educate or explain by presenting facts, data, examples, or explanations. The focus is on imparting information rather than persuading or entertaining the audience. Here are some key features of an informative speech:

- **Clarity of Purpose:** An informative speech should have a clear and specific purpose. The speaker should identify the main objective of the speech, whether it is to explain a concept, describe a process, present data, or provide an overview of a subject.
- **Well-Researched Content:** The speech should be based on thorough research and reliable sources of information. The speaker should gather accurate and up-to-date facts, statistics,

examples, and evidence to support the main points of the speech. It is essential to cite the sources appropriately.

- **Organized Structure:** An informative speech should have a logical and well-organized structure. It typically consists of an introduction, body, and conclusion. The introduction should grab the audience's attention, provide a brief overview of the topic, and state the main points to be covered. The body should present the information in a clear and coherent manner, using appropriate transitions between ideas. The conclusion should summarize the main points and leave the audience with a clear understanding of the topic.
- **Audience Adaptation:** The speaker should consider the needs, interests, and knowledge level of the audience when preparing and delivering the speech. It is important to use language and terminology that the audience can understand. The speech should be tailored to the audience's background and expectations.

**Persuasive Speech:** Persuasive speeches aim to convince or persuade the audience to adopt a particular viewpoint, opinion, or course of action. The speaker presents arguments, evidence, and logical reasoning to sway the audience's beliefs or behaviors. Persuasive speeches often employ rhetorical techniques to make their case more compelling. Here are some key features of a persuasive speech:

- **Strong Central Argument:** A persuasive speech should have a clear and compelling central argument, often referred to as a thesis statement or proposition. The speaker should clearly state their position and provide reasons or evidence to support it.
- **Audience Analysis:** Understanding the audience is crucial in a persuasive speech. The speaker should consider the values, beliefs, knowledge level, and potential objections of the audience. By tailoring the speech to the audience's needs and interests, the speaker can increase the chances of persuading them effectively.
- **Credible Evidence:** Persuasive speeches rely on credible evidence, facts, data, expert opinions, and examples to support the central argument. It is essential to research and gather information from reliable sources and cite them appropriately during the speech.
- **Emotional Appeal:** Persuasive speeches often incorporate emotional appeals to connect with the audience on an emotional level. Using personal stories, vivid imagery, or evocative language can help evoke emotions such as empathy, compassion, fear, or excitement, which can influence the audience's attitudes or actions.
- **Logical Reasoning:** While emotions play a role in persuasive speeches, it is also crucial to use logical reasoning to support the central argument. The speaker should present a logical sequence of ideas and use deductive or inductive reasoning to make their case. This helps build a rational and coherent argument.

**Motivational Speech:** Motivational speeches are intended to inspire, uplift, and motivate the audience. They often aim to instill enthusiasm, encourage personal growth, and promote positive thinking. These speeches typically use storytelling, anecdotes, and emotional appeals to connect with the audience's emotions and encourage them to take action or overcome challenges. Here are some key features of a motivational speech:

- **Clear and Inspiring Message:** A motivational speech should have a clear and powerful message that resonates with the audience. It should convey a sense of purpose, hope, and possibility, inspiring listeners to believe in themselves and their ability to make a positive change.
- **Authenticity and Personal Connection:** The speaker should share personal stories, experiences, or examples that create a genuine connection with the audience. By being

authentic and relatable, the speaker can establish trust and credibility, making the message more impactful.

- **Positive and Optimistic Tone:** Motivational speeches generally have a positive and optimistic tone. The speaker should use uplifting language, positive anecdotes, and encouraging examples to foster a sense of optimism and possibility.
- **Engaging Delivery:** The delivery of a motivational speech is crucial for capturing the audience's attention and maintaining their engagement. The speaker should use dynamic body language, vocal variety, and eye contact to convey enthusiasm, passion, and conviction.

**Special Occasion Speech:** Special occasion speeches are given during specific events or ceremonies, such as weddings, graduations, or awards ceremonies. These speeches are tailored to the occasion and typically include elements of celebration, commemoration, or tribute. Examples include wedding toasts, eulogies, or acceptance speeches. Here are some features commonly found in special occasion speeches:

- **Emotional Appeal:** These speeches often evoke emotions, aiming to create a sense of joy, pride, nostalgia, or inspiration among the audience. The speaker may use anecdotes, humor, or sentimental stories to connect with the listeners emotionally.
- **Structure:** Special occasion speeches generally follow a well-structured format, including an introduction, body, and conclusion. The body of the speech may contain multiple sections focusing on different aspects of the occasion or different individuals being honored.
- **Personal Touch:** The speaker may incorporate personal experiences, anecdotes, or interactions with the honorees to create a more intimate and relatable connection with the audience.
- **Audience Engagement:** Special occasion speeches often involve audience participation or engagement to create a sense of involvement and connection. This can include asking rhetorical questions, encouraging applause or cheers, or incorporating interactive elements.

**Demonstrative Speech:** Demonstrative speeches involve teaching or explaining how to do something. They provide instructions or demonstrations on a particular topic, often accompanied by visual aids or props. Demonstrative speeches are commonly used in educational settings or workshops, where the speaker shows the audience how to perform a task or operate a specific tool or equipment. Following are the features of demonstrative speech: -

- **Organized Structure:** Demonstrative speeches typically follow a logical and organized structure. The speaker breaks down the task or process into manageable steps and presents them in a sequential order. The use of transition words or phrases helps the audience follow the progression of the speech.
- **Visual Aids:** Visual aids play a crucial role in demonstrative speeches. The speaker may use props, charts, diagrams, slideshows, or videos to enhance understanding and demonstrate each step visually. Visual aids make it easier for the audience to grasp the instructions and retain the information.
- **Clarity and Simplicity:** The speaker uses clear and simple language to ensure that the instructions are easy to understand. Complex terms or jargon are avoided or explained to ensure the audience can follow along.
- **Demonstrations and Examples:** The speaker demonstrates each step or process while explaining it verbally. Demonstrations can be performed live, with the speaker physically

showing how to do something, or through pre-recorded videos. Examples and illustrations help the audience visualize the task and comprehend it better.

**Entertaining Speech:** Entertaining speeches are designed to amuse, entertain, or engage the audience. They often include humorous stories, anecdotes, jokes, or engaging narratives. The primary goal is to captivate and entertain the listeners, leaving them with a positive and enjoyable experience. Here are some features commonly found in entertaining speeches:

- **Engaging Opening:** An entertaining speech begins with a strong and attention-grabbing opening that immediately captures the audience's interest. It may involve a funny anecdote, a humorous quote, or a surprising statement.
- **Humor and Wit:** Humor is a key element of entertaining speeches. The speaker uses jokes, funny stories, clever wordplay, or amusing observations to generate laughter and keep the audience entertained. The humor should be appropriate for the occasion and audience, avoiding offensive or controversial content.
- **Storytelling:** An entertaining speech often incorporates storytelling techniques to engage the audience. The speaker may share personal experiences, humorous anecdotes, or fictional narratives to entertain and captivate the listeners. Vivid descriptions and well-crafted narratives add depth and entertainment value to the speech.
- **Timing and Delivery:** Effective delivery is crucial in entertaining speeches. The speaker pays attention to timing, pacing, and emphasis to maximize the comedic impact. Pauses, facial expressions, gestures, and vocal variations are used skillfully to enhance the delivery and comedic timing.

Remember, adapt your entertaining speech to the specific occasion, audience, and cultural context. Tailor the content and humor to suit the event and ensure that your speech brings joy, laughter, and enjoyment to the listeners.

### 6.3 Purpose of Speeches

The purpose of speech can vary depending on the context, the speaker, and the audience.

#### General Purpose

Most speeches are generally aimed at information, persuasion, entertainment, celebration or celebration, and fall into four categories. The first step to defining the purpose of a speech is to think about the category that best describes the overall objective of the speech. What do you want your audience to think, feel, or do when they hear your speech? In many cases, the general purpose of your speech is defined by the situation in which you are speaking. If you are asked to organize training sessions at work, the aim is not to entertain but to inform. Similarly, if you are invited to present the winner of a prize, you are not trying to change the opinion of the public about something; you are honoring the winner of the prize. In public speeches, your general purpose can be included in the task: for example, "Give a convincing speech. If you are assigned a speech project, make sure to make sure that you know whether the general purpose is included in the task or whether you should decide on the general purpose yourself.

#### Specific Purpose

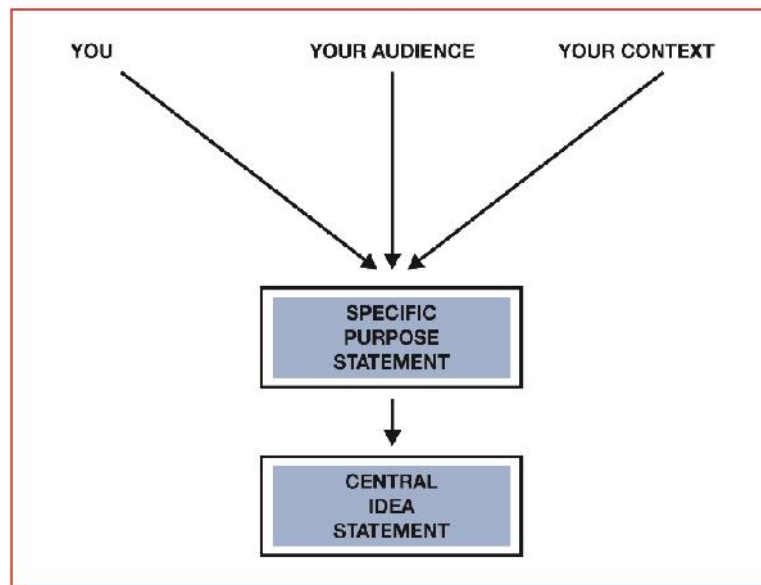
Now that you know your general purpose (to inform, to persuade, or to entertain), you can start to move in the direction of the specific purpose. A specific purpose statement builds on your general purpose and makes it more specific (as the name suggests). So if your first speech is an informative speech, your general purpose will be to inform your audience about a very specific realm of knowledge.

In writing your specific purpose statement, you will take three contributing elements and bring them together to help you determine your specific purpose:

- You (your interests, your background, experience, education, etc.)



- Your audience
- The context or setting



#### 6.4 Ways to write a Speech

Writing a speech is a process that requires time and effort. Be patient with yourself and keep practicing until you feel confident and comfortable delivering your speech. Writing a speech can seem like a daunting task, but with some preparation and practice, it can be a rewarding experience.

There are several different approaches to writing a speech, depending on the context, purpose, and personal style of the speaker. Here are some common ways of writing a speech:

- **Manuscript Speech:** This method involves writing out the entire speech word-for-word and reading it directly from a script. It allows for precise wording and ensures that the speaker stays on track. Manuscript speeches are often used in formal or high-stakes situations, such as political addresses or formal presentations.
- **Outline Speech:** An outline speech involves creating a structured outline of key points, sub-points, and supporting details. The speaker uses the outline as a guide during the speech, allowing for flexibility and improvisation while ensuring that the main ideas are covered. This approach works well for speakers who are comfortable with impromptu speaking and want to maintain a conversational tone.
- **Bullet Points/Note Cards:** Some speakers prefer to use bullet points or note cards as a visual reminder of the main ideas and key details. They provide a brief outline or keywords to prompt the speaker's memory and guide the flow of the speech. Note cards or bullet points allow for more spontaneity and interaction with the audience while maintaining structure.
- **Memorized Speech:** In a memorized speech, the speaker rehearses the entire speech until they can deliver it from memory without relying on any written notes. Memorized speeches require extensive practice and can result in a polished and confident delivery. They are often used in situations where precise wording and timing are crucial, such as formal presentations or performances.
- **Impromptu Speech:** An impromptu speech is delivered without prior preparation or planning. The speaker responds to a given topic or question on the spot, relying on their

knowledge, experience, and ability to think quickly. Impromptu speeches are common in debates, panel discussions, or spontaneous speaking situations.

- **Adapted Speech:** An adapted speech involves modifying an existing speech or repurposing content to suit a different audience or occasion. The speaker may make adjustments to the language, tone, or examples used to resonate with the specific audience and context. This approach allows for customization and tailoring of the speech to meet the needs of the audience.
- **Collaborative Speech:** In some cases, a speech may be written collaboratively by a group of individuals. Each person contributes their ideas, research, or expertise to create a cohesive and well-rounded speech. Collaborative speeches benefit from diverse perspectives and shared input.

When writing a speech, it's important to consider the purpose, audience, and desired impact. Regardless of the chosen approach, it's crucial to ensure clarity, coherence, and alignment with the intended goals of the speech. Practice and rehearsal are essential to delivering a well-crafted and engaging speech.

## 6.5 How to initiate a speech

The goal of your introduction is to engage your audience, establish your credibility, and set the stage for the rest of your speech.

By using one or more of the following techniques, you can capture your audience's attention and set the tone for a memorable and impactful speech: -

- **Start with a powerful quote** that relates to your topic and grabs the audience's attention. Use the quote strategically and make sure it supports your message. After stating the quote, explain how it relates to your topic. Use it to introduce a main point or to illustrate a key idea.
- **Ask a thought-provoking question** that encourages the audience to reflect on their own experiences or opinions. It can challenge the audience's assumptions and beliefs, encouraging them to think critically and consider different perspectives. It also create a sense of curiosity about the topic you're addressing.
- **State a surprising or startling fact** that challenges the audience's assumptions and piques their interest. This can help your audience better understand the issue and motivate them to take action. A fact that is shocking, surprising, or even alarming can create an emotional response in your audience, making them more engaged and invested in your message.
- **Use humour to break the ice** and establish a rapport with the audience. Before you choose to use humour, there are many things to consider: audience demographics, number of people, type of event, cultural context, or organizational characteristics. So, reserve humour for speeches where you know the audience well.
- **Begin with a personal story** that establishes your credibility and establishes a connection with the audience. Sharing a personal story can help you connect with your audience on a human level. It can help them relate to you and see you as a person rather than just a speaker.
- **Pose a hypothetical scenario** that illustrates the importance or relevance of your topic. By using a hypothetical scenario, you can add an element of drama or excitement to your message. This can make your speech more engaging and memorable, and help it stand out in the minds of your audience.
- **Use a prop or visual aid** that captures the audience's attention and illustrates your point. If you use a prop or visual aid that shows your expertise or knowledge, it can help establish your credibility with the audience. For example, if you are giving a speech about a new

---

technology, you could start by showing a graph or chart that demonstrates the effectiveness of the technology.

- **State a bold or controversial opinion** that challenges the audience's assumptions and invites them to think critically about the topic. It can make your audience see why your message is relevant and why they should care about it. It is important to use this technique judiciously and to ensure that your statement is relevant to your topic and message.
- **Use a rhetorical question** that prompts the audience to consider the implications of your topic and how it relates to their lives. A rhetorical question is a question that is asked for effect or to make a point, rather than to elicit an answer. It can create a sense of anticipation and curiosity about what you will say next.
- **Start with a simple statement** that frames your topic and sets the tone for the rest of your speech. It can help them understand the overall theme or direction of your speech.
- **Use a historical reference or analogy** to highlight the relevance of your topic and its impact on society. It can change or amplify the overall meaning of the subject and reveal information or perspectives we otherwise would have missed.
- **Start with a call to action** that encourages the audience to take action on your topic or join your cause. The goal is for the speaker to encourage and inspire listeners, motivate them into taking an action that benefits both themselves or others.

## 6.6 How to Conclude a Speech

The conclusion of your speech is just as important as the introduction, as it leaves a lasting impression on your audience. It should be tailored to your specific topic and audience, and leave a lasting impression on your listeners. Choose a conclusion that is appropriate for your message, and leaves your audience feeling inspired, motivated, and empowered.

- **Summarize your main points:** Restate your main points in a concise and clear manner, emphasizing the key takeaways from your speech. Prioritize the most important points that you want your audience to remember. Words like "first," "second," and "finally" can help signal the organization of your points.
- **Pose a thought-provoking question:** Leave your audience with a question that encourages them to reflect on your topic and consider its relevance in their own lives. A thought-provoking question can also help you to reinforce the main theme or message of your speech in a memorable way.
- **End with a story:** Use a powerful story or anecdote to drive home the message of your speech and leave a lasting impression on your audience. Stories, when told properly, will ignite both the reason center and the emotion center of your audience's brains making them not only more effective in the moment but also more memorable in long run.
- **Use a challenge or promise:** Challenge your audience to take action on your topic, or make a promise to follow up with them and continue the conversation. A challenge encourages them to push themselves and embrace discomfort, while a promise offers them a vision of what's possible if they invest in themselves. Together, they can motivate your audience to take action and create positive change in their lives.
- **Create a sense of closure:** Use a final sentence or phrase that brings your speech to a close and creates a sense of finality and completion. One effective way to create a sense of closure is to recap the main points of your speech. This can help to reinforce the key messages that you want your audience to remember and give them a sense of finality.

---

 Unit 06: Communication Skills Part 2
 

---

- **End with a positive message:** End your speech on a positive note, highlighting the progress that has been made on your topic, and inspiring your audience to take action and create positive change. By highlighting the potential for growth, success, and happiness, you can motivate your audience to pursue their goals and dreams. A positive message can bring people together and create a sense of unity. By focusing on the good in the world and the potential for positive change, you can help to foster a sense of community and connection among your audience. It can help to unlock creativity and innovation.
- **Share a vision of the future:** Paint a picture of what the future could look like if your audience takes action on your topic, inspiring them to create a better future. A vision of the future can create a sense of hope and optimism, even in difficult times. By showing your audience what's possible, you can give them a sense of hope for the future and inspire them to believe in themselves and their potential.
- **End with a powerful statement:** Use a powerful statement that encapsulates the message of your speech, and leaves a lasting impression on your audience. By using vivid language and a memorable phrase, you can make your message more impactful and engaging.
- **Thank your audience:** Show gratitude and appreciation for your audience, thanking them for their attention and engagement throughout your speech. It can help to build rapport with your audience and leave them with a sense of goodwill towards you and your message. It can help to create a bond between you and your audience and build a relationship based on mutual respect and appreciation.

### Summary

- The meaning of speech refers to the intention, significance, and interpretation behind spoken language.
- Speech is a fundamental form of human communication, allowing individuals to express thoughts, feelings, ideas, and information to others.
- The meaning of speech goes beyond the literal words used.
- The purpose of speech is to foster connection, understanding, and cooperation among individuals, enriching both personal and societal experiences.
- Effective speech enables people to share their thoughts, feelings, and knowledge, leading to a more informed, connected, and harmonious world.
- Initiation and conclusion are critical components of a speech, serving as bookends that frame and enhance the overall impact of the message delivered.
- The initiation of a speech aims to capture the audience's attention, set the stage, and establish a connection with them, while the conclusion serves to reinforce the main points, create a lasting impact, and provide closure to the speech.
- Together, these elements contribute to a well-structured and impactful speech that effectively communicates the speaker's message to the audience.

### Keywords

- Speech
- Articulation
- Fluency
- Audience
- Persuasive Speech

- Manuscript Speech
- Collaborative Speech

### **Self Assessment**

1. Which type of speech is characterized by providing information or explaining a topic?
  - A. Persuasive speech
  - B. Informative speech
  - C. Motivational speech
  - D. Special occasion speech
  
2. Which type of speech aims to convince or persuade the audience to adopt a particular viewpoint?
  - A. Persuasive speech
  - B. Impromptu speech
  - C. Commemorative speech
  - D. Extemporaneous speech
  
3. Which type of speech is typically delivered at events such as graduations, weddings, or award ceremonies?
  - A. Informative speech
  - B. Persuasive speech
  - C. Special occasion speech
  - D. Demonstration speech
  
4. Which type of speech is typically delivered with some preparation and organization but without the use of a full script?
  - A. Extemporaneous speech
  - B. Demonstrative speech
  - C. Special occasion speech
  - D. Motivational speech
  
5. What is the main objective of an instructional or demonstrative speech?
  - A. To entertain the audience
  - B. To persuade the audience
  - C. To inform the audience
  - D. To provide step-by-step instructions or demonstrate how to do something
  
6. What is the primary purpose of an impromptu speech?
  - A. To entertain the audience
  - B. To persuade the audience
  - C. To inform the audience
  - D. To deliver a speech on the spot without prior preparation

7. What is the main goal of an extemporaneous speech?
- A. To entertain the audience
  - B. To persuade the audience
  - C. To inform the audience
  - D. To deliver a well-prepared speech with some flexibility and spontaneity
8. What is the first step in writing a speech?
- A. Research the topic
  - B. Write the conclusion
  - C. Develop an outline
  - D. Brainstorm ideas
9. What is the purpose of the introduction in a speech?
- A. To summarize the main points
  - B. To engage the audience and grab their attention
  - C. To provide background information
  - D. To restate the thesis statement
10. Which element is essential in a speech's body?
- A. Jokes and humor
  - B. Personal anecdotes
  - C. Main points and supporting evidence
  - D. Emotional appeals
11. How can you make your speech more impactful?
- A. Using vague and ambiguous language
  - B. Speaking in a monotone voice
  - C. Incorporating vocal variety and gestures
  - D. Reading the speech directly from a script
12. What is a common technique to grab the audience's attention at the beginning of a speech?
- A. Providing a detailed agenda of the speech
  - B. Sharing personal stories or anecdotes
  - C. Reading a lengthy quote or passage
  - D. Using complex technical terms and jargon
13. What is the purpose of the attention-getter in the introduction of a speech?
- A. To introduce the main topic of the speech
  - B. To establish credibility as a speaker
  - C. To create a connection with the audience

D. To summarize the main points of the speech

14. Which statement best describes the role of the thesis statement in a speech?

- A. It serves as a roadmap for the speech.
- B. It provides background information on the topic.
- C. It outlines the specific structure of the speech.
- D. It concludes the speech and leaves a lasting impact.

15. What is the importance of a smooth transition from the body to the conclusion of a speech?

- A. It helps the speaker remember the key points.
- B. It allows for additional time to be added to the speech.
- C. It signals to the audience that the speech is concluding.
- D. It eliminates the need for a formal conclusion.

### **Answer for Self Assessment**

- |       |       |       |       |       |
|-------|-------|-------|-------|-------|
| 1. B  | 2. A  | 3. C  | 4. A  | 5. D  |
| 6. D  | 7. D  | 8. A  | 9. B  | 10. C |
| 11. C | 12. B | 13. C | 14. A | 15. C |

### **Review Questions**

1. Define Speech.
2. Explain important characteristics of speech.
3. Define 'informative speech'. Discuss the various features of informative speech.
4. Write short notes on the following:
  - (a) Persuasive speech.
  - (b) Motivational Speech.
  - (c) Demonstrative Speech.
  - (d) Entertaining Speech
5. Discuss the general and specific purpose of speech.
6. What are the various approaches involved in writing a speech?
7. How to initiate a speech?
8. Discuss various steps involved in concluding a speech.



### **Further Readings**

<https://www.merriam-webster.com/dictionary/speech>

<https://open.lib.umn.edu/publicspeaking/chapter/6-1-general-purposes-of-speaking/#:~:text=There%20are%20three%20general%20purposes,along%20with%20that%20general%20purpose.>

<https://www.indeed.com/career-advice/career-development/types-of-speeches>

<https://uwm.pressbooks.pub/uwmpublicspeaking/chapter/effective-introductions-and->

[powerful-conclusions/](#)



## **Unit 07: Interpersonal Skills**

### **CONTENTS**

Objectives

Introduction

7.1 Meaning of Interpersonal Skills

7.2 Elements of Interpersonal Skills

7.3 Conversation Etiquette

7.4 Types of Conversations

7.5 Handling Criticism and Giving Feedback

7.6 Phrases for the good conversation

Summary

Keywords

Self Assessment

Answer for Self Assessment

Review Questions

Further Readings

### **Objectives**

After studying this unit, you will be able to:

- explain the fundamental nature of interpersonal skills and its various elements;
- understand the concept of conversation etiquette;
- explain the concepts of criticism and feedback;
- understand about different phrases for good conversation.

### **Introduction**

Interpersonal skills are abilities that use to communicate effectively, interact, and communicate with others. These skills play an essential role in the context of personal and professional life, shaping the quality of our relationships and influencing our success in various areas of life. Training interpersonal skills can significantly improve our interactions and overall well-being in the workplace, social gatherings and daily interactions. At the heart of interpersonal skills are a wide range of competences such as communication, empathy, active listening, emotional intelligence, conflict resolution and collaboration. They are not innate traits, but learned and developed through experience, self-awareness, and practice.

In today's fast-paced and interconnected world, the importance of interpersonal skills cannot be underestimated. They are crucial to promote strong teamwork, to manage conflicts peacefully, to build relationships and trust, to effectively negotiate and to understand others' needs and emotions. With globalization, the ability to relate well to people of different backgrounds and cultures is increasingly crucial.

Throughout the discussion, we will explore various aspects of interpersonal skills, identify specific techniques for improving them and understand how they contribute to personal growth and professional success. Through time and effort, people can build more meaningful relationships, manage teams more efficiently and navigate social situations with confidence and grace. We

---

embark on this journey to discover the power of interpersonal skills and their transformational influence on our lives.

## 7.1 Meaning of Interpersonal Skills

Interpersonal skills refer to a set of abilities and behaviors that individuals use to interact and communicate effectively with others in various social and professional contexts. These skills play a critical role in forming positive relationships, building rapport, understanding others' perspectives, and resolving conflicts in a constructive manner. Interpersonal skills are essential for successful collaboration, leadership, and overall social competence. Developing strong interpersonal skills enhances overall communication, reduces misunderstandings and conflicts, and fosters a positive and supportive environment in personal and professional settings. These skills are continuously honed through practice, self-awareness, and a genuine interest in understanding and connecting with others. These skills are learned and developed through experience, self-awareness, and continuous practice, and they are essential for navigating complex social situations and establishing meaningful connections with others.

## 7.2 Elements of Interpersonal Skills

Interpersonal skills consist of various elements that collectively contribute to effective communication and interactions with others. These elements are essential for building positive relationships, resolving conflicts, and fostering a harmonious environment in personal and professional settings. Here are some key elements of interpersonal skills:

- **Communication:** The ability to express ideas, thoughts, and emotions clearly and accurately, while also being attentive and receptive to others' messages. Effective communication involves both verbal and non-verbal cues, such as body language and tone of voice.
  - Choose language that is appropriate for the situation and the audience. Avoid jargon or technical terms that may not be understood by everyone.
  - Your facial expressions can convey a lot of information, so use them to express your emotions and thoughts appropriately.
  
- **Active Listening:** The ability to listen attentively and empathically to others and try to understand their perspectives, feelings and concerns. Active listening shows respect and fosters the feeling of being heard and valued. Communication is a two-way process, so listen carefully to what the other person says. Show your interest by maintaining eye contact, nodding and asking clarification questions.
  - Pay attention: Give your full attention to the speaker, avoiding distractions and focusing on their words, tone, and body language.
  - Show interest: Use nonverbal cues such as nodding, maintaining eye contact, and using appropriate facial expressions to show that you are engaged and interested in the conversation.
  - Ask questions: Ask open-ended questions to clarify or elaborate on the speaker's message, and to show that you are actively listening and seeking to understand their perspective.
  
- **Empathy:** The capability to put oneself in someone else's shoes, understand their emotions, and respond with sensitivity and compassion. Empathy allows individuals to connect on a deeper level and establish meaningful relationships.

- **Emotional Intelligence:** The awareness and management of one's own emotions and the ability to recognize and understand emotions in others. Emotional intelligence enables individuals to navigate complex social situations with emotional awareness and adaptability. It involves a range of skills, including self-awareness, self-regulation, motivation, and social skills.
  - Self-awareness: This involves being aware of your own emotions, strengths, and weaknesses, and how they impact your behavior and relationships.
  - Self-regulation: This involves managing your emotions and impulses, and being able to adapt to changing circumstances.
  - Motivation: This involves having a sense of purpose and direction in your life, and being able to pursue your goals with passion and energy.
  
- **Conflict Resolution:** Conflict resolution refers to the process of constructive and peaceful resolution of conflicts, disputes and conflicts between individuals, groups or organizations. Conflict is a natural part of human interactions, and may occur for various reasons, including differences of opinion, interests, values or purposes. Skills to identify, resolve and resolve conflicts in a constructive and cooperative manner.  
The effective resolution of the conflict involves the search for a win-win solution and the promotion of positive results for all parties involved. It aims to find mutually acceptable solutions that meet the needs and interests of all parties involved and maintain relations and promote cooperation. This includes understanding the basic issues, communication, negotiation and sometimes compromise.
  
- **Teamwork and Collaboration:** Teamwork and collaboration are essential to a successful group dynamic. These are individuals who work together towards a common goal, pool their skills, knowledge and resources to achieve mutual goals. Work and collaboration play an important role in encouraging creativity, innovation and productivity in workplaces, academic environments, sports teams, and community projects. The ability to work harmoniously with others towards a common goal, utilizing the strengths of each team member and contributing positively to the group dynamic is the main aim of teamwork.
  
- **Assertiveness:** The ability to express needs, opinions and boundaries with confidence and respect without disregarding others' rights and feelings. Assertiveness is a way of communicating and behaviors that express thoughts, feelings, needs and boundaries in a clear, direct and respectful manner. It involves standing up for yourself and also taking into account the rights and feelings of others. Advocate people are convinced to express opinions and desires without being aggressive or passive. Be assertive is not about dominating others or forcing them to do their will. Instead, it is about respect for communication, self-evaluation and promoting open and healthy relationships. The development of self-confidence skills can improve self-confidence, reduce social anxiety and provide more satisfying interactions with others.
  
- **Adaptability:** Ability to adapt to changing circumstances and different personalities, remain open and flexible in different social and professional environments. It is a valuable

attribute in both personal and professional contexts and enables people to thrive in dynamic and uncertain situations. In order to be able to adapt, you must be open, flexible and resilient in face of change. In today's fast-moving and constantly changing world, adaptability has become increasingly important. Whether it is in the workplace, personal relationships or facing global challenges, adaptability enables people to navigate uncertainty confidently and achieve success despite changes in the situation. It is a skill that can be developed and developed through self-awareness, continuous learning and the introduction of new experiences.

- **Networking:**The ability to establish and maintain professional relationships with people of different backgrounds can lead to career opportunities and personal growth. It is a vital skill in various aspects of life, including career development, business growth and personal connection. Effective networking includes creating and nurturing a variety of valuable contacts network that provides assistance, knowledge and opportunities. Remember that successful networking not only collects business cards and contacts, but cultivates real and meaningful relationships, which can benefit all parties involved.

By developing and integrating these elements of interpersonal skills into everyday interactions, individuals can create more harmonious relationships, build trust and rapport with others, and achieve success in their personal and professional lives. Continuous practice, self-reflection, and a willingness to learn from experiences are crucial for improving interpersonal skills and becoming more effective communicators and collaborators.

**IMPORTANCE OF INTERPERSONAL SKILLS**  
CAREERCLIFF.COM

1. Foster effective communication
2. Keep the feedback loop open
3. Expand your opportunities
4. Make you relatable
5. Demonstrate social awareness
6. Increase client satisfaction
7. Build trust
8. Help foster and maintain personal relationships
9. Make you an effective leader
10. Encourage empathy

### 7.3 Conversation Etiquette

Conversation etiquette refers to the set of social norms and guidelines that govern polite and respectful behavior during verbal interactions with others. Practicing good conversation etiquette is essential for creating positive and meaningful connections with people and for ensuring that conversations are pleasant and productive. Here are some key aspects of conversation etiquette:

**Active Listening:** Give your full attention to the person speaking. Avoid interrupting, and focus on understanding their message without distractions.

**Maintain Eye Contact:** Making appropriate eye contact shows that you are engaged and interested in the conversation. However, be mindful not to stare excessively, as this can make others uncomfortable.

**Respect Personal Space:** Maintain an appropriate distance during the conversation, respecting the other person's personal space and boundaries.

**Avoid Distractions:** Put away or silence your phone and other electronic devices during conversations. Give your complete attention to the person you're speaking with.

**Wait for Your Turn to Speak:** Avoid talking over others or dominating the conversation. Allow the other person to finish speaking before you respond.

**Use Polite Language:** Be mindful of your language and tone. Use respectful and courteous words, avoiding offensive or inappropriate language.

**Be Mindful of Non-Verbal Cues:** Pay attention to non-verbal cues such as facial expressions and body language. They can provide important insights into how the other person is feeling.

**Stay on Topic:** Stick to the subject at hand and avoid straying into unrelated or sensitive topics unless both parties are comfortable discussing them.

**Know When to End the Conversation:** Be mindful of the other person's time and attention. When the conversation has naturally come to a close, express gratitude, and say goodbye politely.

Remember that conversation etiquette may vary depending on cultural norms and the specific context of the interaction. The key is to be respectful, considerate, and attentive to the needs and feelings of the people you are conversing with. Practicing good conversation etiquette will enhance your communication skills and help you build stronger and more positive relationships with others.

## **7.4 Types of Conversations**

A conversation is an exchange of ideas, thoughts, and feelings between two or more people through spoken or written communication. It is a form of social interaction that allows individuals to share their perspectives, learn from one another, and build relationships.

Conversations can be informal or formal, and can range in length from brief exchanges to extended discussions. They can take place in a variety of settings, such as in-person, over the phone, or through digital communication channels like email or social media. Some common types of conversation include:

- **Casual conversation:** This is a type of conversation that is often used for socializing or getting to know someone. It can include topics such as the weather, hobbies, and interests.
- **Business conversation:** This type of conversation is used in a professional setting, such as during a job interview, meeting, or negotiation. The focus is on discussing work-related topics and making decisions that will benefit the business.
- **Persuasive conversation:** This is a type of conversation where the goal is to convince someone to take a particular action or agree with a certain point of view. It is often used in sales, politics, and activism.
- **Conflict resolution conversation:** This type of conversation is used to resolve disputes or disagreements between people. The focus is on finding a solution that works for both parties and improving the relationship between them.
- **Debate conversation:** This is a type of conversation where two or more people discuss and argue opposing viewpoints. The goal is to present evidence and convince the other party that your argument is more valid.
- **Interview conversation:** This is a type of conversation where one person asks questions to another person in order to learn more about them or their experiences. It is often used in journalism or when hiring for a job.

- **Educational conversation:** This is a type of conversation where the focus is on learning and sharing knowledge. It can take place in a classroom setting or between individuals who want to learn from each other.
- **Therapy conversation:** This is a type of conversation that takes place between a therapist and their client, with the goal of improving mental health and well-being.
- **Gossip conversation:** This is a type of conversation where people talk about others behind their backs, often sharing rumors or personal information. It is generally considered negative and can be harmful to relationships.
- **Mediation conversation:** This is a type of conversation where a third party facilitates communication between two parties who are in conflict, with the aim of helping them reach a resolution.
- **Investigative conversation:** This is a type of conversation where one person asks questions to gather information about a particular topic or situation, such as during a police investigation or journalistic interview.
- **Appreciative conversation:** This is a type of conversation where the focus is on expressing gratitude and appreciation towards others or celebrating accomplishments.

### Importance of Conversations

Some of the key reasons why conversation is important:

- **Connection and Relationship Building:** Conversation enables people to connect and build relationships with each other. Whether it's a casual chat with a friend or a deep conversation with a loved one, conversation helps individuals understand and empathize with each other, creating a stronger bond.
- **Sharing of Ideas and Information:** Through conversation, people can share their thoughts, ideas, and knowledge with others. This can lead to new insights, learning, and collaboration.
- **Emotional Expression:** Conversation allows individuals to express their emotions, feelings, and concerns to others. This can help alleviate stress, provide comfort and support, and create a sense of belonging.
- **Conflict Resolution:** Conversations can help resolve conflicts and misunderstandings between people. By communicating openly and honestly, individuals can clarify their intentions, express their needs, and find mutually agreeable solutions.
- **Personal Development:** Conversations can help individuals develop and improve their communication and social skills. By practicing active listening, expressing themselves clearly, and engaging in meaningful dialogue, individuals can become better communicators and build stronger relationships with others.
- **Cultural Understanding:** Conversation allows individuals to learn about and appreciate different cultures, beliefs, and perspectives. By engaging in dialogue with people from different backgrounds, individuals can gain a better understanding of the world and develop empathy and respect for others.
- **Personal Well-Being:** Conversations can contribute to personal well-being by providing a sense of connection, validation, and support. Talking to friends, family members, or mental health professionals can help individuals process their emotions, reduce stress, and improve their mental health.

In conclusion, conversation is a fundamental aspect of human communication and interaction that can lead to a wide range of positive outcomes, including connection, learning, emotional

support, creativity, innovation, career development, personal well-being, and democratic participation.

## 7.5 Handling Criticism and Giving Feedback

Criticism refers to the analysis, evaluation and interpretation of artworks, literature or other cultural products and phenomena. It involves making judgments and providing opinions on the quality, significance, importance and relevance of work, often based on established standards or criteria. Criticism can take many forms, including literary, film, music, art, etc.

It can be positive, negative or mixed depending on the perspective of the assessor and the standards used to judge the work. Criticism plays an important role in the development of culture and society. It can help improve the quality of artistic works and inspire new forms of creativity. It can also provoke debate and debate, raise awareness of important issues and challenge conventional thinking.

### ❖ **Handling Criticism:** -

Handling criticism can be challenging, especially if it's negative or personal. However, it is an essential skill that can help you learn and grow. Here are some tips for handling criticism effectively:

- **Stay calm and open-minded:** Try to listen to the criticism without getting defensive or emotional. Take a deep breath and remind yourself that feedback is an opportunity to learn and improve.
- **Clarify and ask questions:** Ask for clarification if you don't understand the criticism or if it seems vague. You can also ask questions to understand the critic's perspective and their reasons for the criticism.
- **Evaluate the criticism:** Evaluate the criticism objectively and ask yourself if it is valid or not. If it is valid, consider how you can use the feedback to improve.
- **Don't take it personally:** Remember that criticism is about the work, not you as a person. Try not to take it personally and don't let it affect your self-esteem or confidence.
- **Learn from the criticism:** Criticism can be a valuable source of feedback and a learning opportunity. Use it as a chance to learn from your mistakes and make improvements.
- **Don't dwell on it:** After receiving criticism, it's natural to dwell on it for a while. However, try not to dwell on it for too long. Instead, focus on the next steps you need to take to improve.
- **Practice self-care:** Handling criticism can be stressful and draining. Be sure to practice self-care, such as getting enough rest, exercise, and taking time for yourself.

Remember, handling criticism is a skill that improves with practice. By adopting a positive and growth-oriented mindset, you can transform criticism into a valuable tool for self-improvement and success.

### ❖ **Giving Feedback:** -

Feedback is information about the output of a system or process that is used to adjust or modify the input or behavior of that system or process. It can take many forms, such as verbal or written comments, ratings, assessments, or evaluations, and can be either positive or negative.

In general, feedback is provided to help individuals or organizations improve their performance, behavior, or results. By receiving feedback, people can identify their strengths and weaknesses and take action to improve their skills and achieve their goals. Feedback is essential for effective communication, learning, and growth, both in personal and professional settings.

Here are few of the important aspects related to feedback: -

- **Improvement:** Feedback provides insights into what is working and what is not, which helps individuals or organizations improve their performance, behavior, or results. It highlights areas of strength and areas that need improvement, allowing individuals to adjust their approach and focus their efforts on what matters most.
- **Communication:** Feedback is a critical component of effective communication. It helps ensure that the message sent is the same as the message received, and that both parties are on the same page. Feedback helps clarify expectations, reduces misunderstandings, and fosters better communication between individuals and teams.
- **Learning:** Feedback is an essential part of the learning process. It helps individuals understand what they are doing well and what they need to work on to improve. Feedback provides opportunities to reflect on experiences, identify areas for growth, and develop new skills.
- **Motivation:** Feedback can be a powerful motivator. Positive feedback can reinforce behaviors that individuals want to continue, while constructive feedback can help individuals identify areas where they can grow and improve. Feedback can also help individuals stay on track and focused on their goals.
- **Relationship building:** Feedback is a critical component of building trust and relationships. When individuals feel that their feedback is heard and valued, they are more likely to feel engaged, invested, and committed to the relationship. Feedback helps individuals understand each other's perspectives and builds a foundation of trust and respect.
- **Accountability:** Feedback creates a sense of accountability for both individuals and organizations. When people receive feedback, they become responsible for taking action to improve their performance or behavior. This sense of accountability helps individuals stay focused and motivated to achieve their goals.
- **Continuous Improvement:** Feedback supports a culture of continuous improvement. When individuals receive feedback regularly, they are more likely to make small adjustments along the way rather than waiting for a major overhaul. This allows them to make progress incrementally and stay on track with their goals.
- **Employee Engagement:** Feedback is a crucial component of employee engagement. When employees receive feedback regularly, they feel valued, heard, and invested in the organization's success. This can lead to higher job satisfaction, increased motivation, and greater loyalty to the organization.
- **Performance Evaluation:** Feedback is often used in performance evaluations. It provides a way to assess an individual's performance and identify areas where improvement is needed. Feedback helps both the evaluator and the individual being evaluated to have a clear understanding of their strengths and weaknesses.
- **Customer Satisfaction:** Feedback is critical for customer satisfaction. By listening to feedback from customers, individuals and organizations can identify areas where they need to improve and take action to address those concerns. This can lead to increased customer loyalty, higher satisfaction ratings, and ultimately, more business success.

Criticism and feedback, when approached with an open mind and a growth mindset, can be powerful tools for personal and professional growth. By learning from constructive criticism and leveraging valuable feedback, we can continuously improve ourselves, refine our skills, and achieve our goals.



## 7.6 Phrases for the good conversation

A good conversation can be defined as an engaging and meaningful exchange of ideas, thoughts, and emotions between two or more individuals. It involves active listening, effective communication, and a genuine interest in understanding and connecting with the other person. And phrases play a vital role in good conversation. Here are few the phrases that one can use to make the conversation much more efficient: -

- **Initiate with a friendly greeting:** "Hi there!", "Hello!", "Good to see you!"
- **Ask open-ended questions:** "What do you think about...", "How do you feel about...", "Tell me more about..."
- **Show genuine interest:** "That's fascinating!", "I'd love to hear more!", "Wow, I never thought about it that way!"
- **Use active listening:** "I understand what you're saying.", "So, if I'm following correctly...", "That makes sense."
- **Empathize and validate:** "I can see why that's important to you.", "That must have been challenging.", "I can relate to that."
- **Share your own experiences:** "Something similar happened to me once...", "I can relate because...", "When I was in that situation..."
- **Give compliments and praise:** "You did an excellent job with...", "Your skills in... are impressive!", "I admire your dedication to..."
- **Use humor when appropriate:** "That's like the time I tried to...", "Well, that's one way to do it!", "I guess we can't all be experts in everything!"
- **Respect differing opinions:** "I see where you're coming from, but I have a different perspective.", "That's an interesting point, and I respectfully disagree because..."
- **Avoid interrupting:** "I'll let you finish your thought.", "Please, go ahead.", "I apologize for cutting you off."
- **Stay on topic, but be open to tangents:** "Before we move on, I want to explore this idea a bit further.", "That's a great point, and it reminds me of..."
- **Summarize and reiterate:** "So, if I understand correctly, you're saying...", "To recap what we've discussed so far..."
- **Express appreciation:** "Thank you for sharing this with me.", "I really appreciate your insights.", "I'm grateful for this conversation."
- **Be authentic and true to yourself:** "I've never really thought about this before, but...", "I'm still forming my opinion on this, but..."
- **Use body language and eye contact:** Maintain good eye contact and use appropriate gestures to show engagement.

Remember, the key to a good conversation is being attentive, respectful, and genuinely interested in what the other person has to say. Enjoy connecting with others and discovering new perspectives!

### Summary

- Interpersonal skills are essential for building meaningful and successful relationships with others.
- These skills encompass a wide range of abilities that allow individuals to communicate effectively, empathize, collaborate, and resolve conflicts.
- Cultivating strong interpersonal skills can positively impact various aspects of life, including personal relationships, professional interactions, and overall well-being.

- To improve interpersonal skills, individuals can engage in various activities such as attending workshops, practicing active listening, seeking feedback from others, and reflecting on their communication style.
- Building self-awareness is also key, as it allows individuals to recognize their strengths and areas for improvement, leading to continuous personal growth.
- Conversation etiquette is a set of guidelines and social norms that govern how people interact and communicate with each other in a respectful and considerate manner.
- By following the conversation etiquette guidelines, individuals can foster positive and respectful interactions, strengthen relationships, and create a harmonious social environment.
- Good conversation etiquette not only reflects well on oneself but also encourages others to engage in meaningful and enjoyable conversations.
- By handling criticism with grace and openness, individuals can turn negative feedback into an opportunity for personal and professional growth.
- Embracing criticism as a valuable tool for improvement can lead to enhanced self-awareness, higher performance, and stronger relationships with others.
- Giving feedback effectively is crucial for helping others grow and improve while maintaining a positive and supportive environment.
- The purpose of giving feedback is to help the individual grow and succeed.
- By providing constructive feedback in a supportive and empathetic manner, you can foster a positive and collaborative environment where everyone can thrive and reach their full potential.

### **Keywords**

- Interpersonal Skills
- Conversational Etiquette
- Emotional Intelligence
- Assertiveness
- Persuasive Conversation
- Criticism
- Feedback

### **Self Assessment**

1. What is the significance of effective verbal communication in interpersonal skills?
  - A. It leads to misinterpretation and misunderstandings
  - B. It helps in hiding one's true thoughts and intentions
  - C. It enables clear and concise expression of ideas and thoughts
  - D. It involves using complex and technical language to impress others
2. What is the role of adaptability in interpersonal skills?
  - A. Sticking to one's own opinions and perspectives
  - B. Resisting any change or new ideas
  - C. Being flexible and open to different situations and viewpoints
  - D. Avoiding any interaction or collaboration with others

3. What does collaboration involve in interpersonal skills?
  - A. Dominating and controlling others in group activities
  - B. Isolating oneself and not contributing to group efforts
  - C. Working together with others to achieve a common goal
  - D. Competing with others to win at all costs
  
4. What should you do when engaging in a conversation with someone?
  - A. Interrupt and dominate the conversation
  - B. Listen actively and show interest in the speaker
  - C. Talk loudly to make your point
  - D. All of the these
  
5. How should you address someone you have just met?
  - A. Use their first name immediately
  - B. Use a formal title until they suggest otherwise
  - C. Make up a nickname for them
  - D. None
  
6. What is appropriate to do when someone is speaking?
  - A. Finish their sentences for them
  - B. Maintain eye contact and nod to show understanding
  - C. Look around and multitask
  - D. None
  
7. How should you handle disagreements or conflicts in a conversation?
  - A. Raise your voice to make your point clear
  - B. Stay calm and respectful, focusing on understanding the other person's perspective
  - C. Walk away from the conversation
  - D. All of the above
  
8. Which type of conversation focuses on exchanging ideas, sharing personal experiences, and discussing a specific topic of interest?
  - A. Small talk
  - B. Group discussion
  - C. Monologue
  - D. Lecture
  
9. What type of conversation involves exchanging information, instructions, or updates in a formal setting?
  - A. Business meeting
  - B. Casual conversation
  - C. Interview
  - D. Social gathering

10. Which type of conversation involves negotiating terms, reaching agreements, and finding a middle ground?
- A. Debate
  - B. Conflict resolution
  - C. Brainstorming
  - D. Persuasion
11. Which type of conversation is typically informal, light-hearted, and involves casual chit-chat?
- A. Business negotiation
  - B. Small talk
  - C. Interview
  - D. Conflict resolution
12. How should you respond to feedback received from others?
- A. Reject all feedback that doesn't align with your own views
  - B. Disregard the feedback and continue with your current approach
  - C. Acknowledge the feedback, evaluate its validity, and consider making changes if necessary
  - D. Get defensive and argue against the feedback without considering its merits
13. What should be the tone of your feedback when providing constructive criticism?
- A. Sarcastic and mocking to add emphasis
  - B. Friendly and casual to make it easier to digest
  - C. Respectful and professional to promote a constructive dialogue
  - D. Harsh and confrontational to ensure the message is clear
14. How can you make feedback more effective?
- A. Provide feedback in a public setting to add pressure
  - B. Use general statements without providing specific examples
  - C. Make the feedback subjective based on personal opinions
  - D. Offer specific examples and provide actionable suggestions for improvement
15. How should you handle emotions when receiving criticism or feedback?
- A. React emotionally and confront the person giving the feedback
  - B. Suppress your emotions and pretend the criticism didn't affect you
  - C. Allow yourself to feel the emotions, but respond in a calm and composed manner
  - D. Disregard the emotions entirely and focus solely on the feedback

### **Answer for Self Assessment**

1. C      2. C      3. C      4. B      5. B

6. B            7. B            8. B            9. A            10. B
11. B           12. C           13. C           14. D           15. C

### **Review Questions**

1. Define and explain the term 'Interpersonal Skills'.
2. What are the various elements associated with interpersonal skills?
3. Explain conversational etiquettes.
4. What are the different types of conversation? Briefly explain.
5. How conversation is significant in one's life?
6. What do understand by criticism and how one should handle criticism?
7. Explain importance of feedback for good conversation.



### **Further Readings**

<https://www.skillsyouneed.com/interpersonal-skills.html>

[https://www.canr.msu.edu/news/the\\_etiquette\\_of\\_making\\_conversation](https://www.canr.msu.edu/news/the_etiquette_of_making_conversation)

<https://davidwangel.com/the-opportune-conflict/2016/12/28/the-four-types-of-conversations-debate-dialogue-discourse-and-diatribes>

<https://brandminds.com/what-is-the-difference-between-feedback-and-criticism/#:~:text=The%20goal%20of%20feedback%20is,sometimes%20of%20the%20creator%20himself.&text=After%20receiving%20feedback%20on%20their,relevant%20tools%20to%20do%20so.>

<https://in.indeed.com/career-advice/career-development/conversation-skills>

## Unit 08: Resume Writing

### CONTENTS

Objectives

Introduction

8.1 Importance of Resume

8.2 Elements of Resume

8.3 Sample Resume Format Common Errors

8.4 Sample Resume Format

8.5 Designing Personalized Curriculum Vitae

8.6 Digital Profiling

Summary

Keywords

Self Assessment

Answer for Self Assessment

Review Questions

Further Readings

### Objectives

After studying this unit, you will be able to:

- explain the fundamentals of resume and its importance;
- identify the various elements of resume;
- explain the sample resume format common errors;
- understand about the basics of designing curriculum vitae and concept of digital profiling.

### Introduction

A resume, also known as a curriculum vitae (CV) in some regions, is a formal document used to present an individual's education, work experience, skills, accomplishments, and other relevant information to potential employers or institutions. The purpose of a resume is to showcase the candidates' qualifications and skills for specific positions or academic opportunities. A resume is a concise document that provides an overview of a person's education, experience, abilities, achievements and qualifications. It is usually used as a tool for applying for jobs and is the first contact between candidates and potential employers.

The length of the resume varies from one to three pages, with content tailored to specific job applications and purposes. A good organization, conciseness, and easy to read resume are important because it is the first step in presenting to potential employers and institutions. It is a marketing tool to present relevant information in a structured and organized way and attract the attention of recruit managers and recruiters.

### 8.1 Importance of Resume

A resume is of great importance in the job search process. Here are some key reasons why a resume is crucial: -

- **First Impression:** A resume serves as the first impression a potential employer or recruiter has of you. It provides them with an initial overview of your qualifications, skills, and experience. A well-crafted resume can make a positive impact and pique their interest, increasing your chances of securing an interview.
- **Showcasing Relevant Information:** A resume allows you to highlight the most relevant information related to the job you are applying for. You can emphasize your skills, experiences, and accomplishments that align with the requirements of the position. It enables you to present yourself as a strong candidate and demonstrate why you are a good fit for the role.
- **Demonstrating Professionalism:** A well-written resume showcases your professionalism and attention to detail. It reflects your ability to effectively communicate and present information in a clear and organized manner. A polished resume gives the impression that you are serious about your career and have taken the time to prepare a professional document.
- **Efficient Screening Tool:** In today's competitive job market, employers and recruiters often receive a large number of applications for a single position. They use resumes as a screening tool to quickly evaluate candidates and determine who to invite for an interview. An effective resume can help you stand out from the competition and increase your chances of being selected for further consideration.
- **Reference during Interviews:** During job interviews, resumes serve as a reference point for both you and the interviewer. It helps you remember your own experiences and achievements, allowing you to confidently discuss them. For the interviewer, it provides a guide for asking specific questions and delving deeper into your qualifications.
- **Customization for Each Application:** Resumes can be tailored to match the requirements of each job application. By customizing your resume to highlight the most relevant skills and experiences, you can demonstrate your suitability for a specific role. This customization shows that you have taken the time to understand the job requirements and have put effort into presenting yourself as the right candidate.
- **Organized Presentation of Information:** A resume provides a structured format to present your qualifications, work history, and skills in a concise and organized manner. This makes it easier for employers to review and compare your credentials against other applicants. It allows them to quickly assess your suitability for the position and make informed decisions.
- **Highlighting Achievements and Impact:** A resume enables you to showcase your achievements and the impact you have made in previous roles. By including specific examples of how you contributed to projects, improved processes, or achieved results, you demonstrate your capabilities and the value you can bring to a potential employer. This helps you differentiate yourself from other candidates.
- **Adaptable for Different Career Paths:** A resume can be adapted to various career paths or industries. It allows you to emphasize transferable skills and experiences that are relevant to a specific job, even if you are transitioning from a different field. By highlighting the aspects of your background that align with the desired position, you can effectively position yourself as a viable candidate.
- **Networking and Professional Branding:** Resumes are not limited to job applications. They are also useful for networking events, professional conferences, and online platforms such as LinkedIn. Sharing your resume with contacts or potential employers helps them understand

your background and expertise, making it easier for them to refer you to relevant opportunities or engage in professional discussions.

- **Tracking Career Progression:** Maintaining an updated resume allows you to track your career progression over time. It serves as a record of your professional growth, including promotions, new skills acquired, and additional responsibilities. This can be valuable when reflecting on your accomplishments and planning future career moves.
- **Building Confidence:** A well-prepared resume can build confidence in your abilities and qualifications. It allows you to reflect on your professional accomplishments and present yourself as a capable and competent candidate. This confidence can translate into a strong performance during job interviews and throughout your professional journey.

Resumes are dynamic documents and must be updated regularly to reflect the latest experiences, skills, and achievements. It is an essential tool throughout your professional journey and helps you to secure employment opportunities, create effective networking and present your qualifications to potential employers.

## 8.2 Elements of Resume

A resume is a concise document that provides an overview of an individual's education, work experience, skills, and qualifications. It is typically used when applying for a job or internship to showcase one's background and suitability for a specific role.



A resume typically includes the following elements:

1. Contact Information:
  - Full name
  - Mailing address
  - Phone number (include the country code if applicable)
  - Professional email address
  - Optionally, links to professional websites or social media profiles (e.g., LinkedIn)
2. Resume Objective or Professional Summary (Optional): -
  - A concise statement summarizing your career goals or a brief overview of your key qualifications and experience.
3. Work Experience: -



- List your relevant work experiences in reverse chronological order (starting with the most recent job).
  - Include the job title, company name, location, and employment dates for each position.
  - Provide a brief description of your responsibilities, achievements, and contributions in each role.
4. Education: -
    - List your educational qualifications in reverse chronological order.
    - Include the degree earned, institution name, location, and graduation date.
    - Optionally, mention any academic honours or achievements.
  5. Skills: -
    - Highlight your key skills and competencies relevant to the job you are applying for.
    - Categorize skills into sections such as technical skills, soft skills, languages, etc.
  6. Achievements and Accomplishments: -
    - Showcase any significant accomplishments, awards, or recognitions received during your education or work experience.
  7. Certifications and Training: -
    - List any relevant certifications, licenses, or specialized training you have obtained.
  8. Projects or Publications (Optional): -
    - Include details about relevant projects you've worked on or any publications you have authored.
  9. Volunteer Work or Extracurricular Activities (Optional): -
    - If applicable, mention any volunteering experiences or extracurricular activities that demonstrate relevant skills or qualities.
  10. References (Optional): -
    - Indicate whether references are available upon request.
    - Do not provide the actual reference contact information on the resume; instead, have a separate reference list ready if requested.

A resume should be tailored for each job application, emphasizing the most relevant experiences and skills that match the specific position you are applying for.

### **8.3 Sample Resume Format Common Errors**

When creating a resume, it's essential to avoid common errors that can negatively impact your chances of getting an interview.

Here are some sample resume format errors to watch out for: -



- **Spelling and grammatical mistakes:** Make sure to proofread your resume carefully and use spelling and grammar-checking tools. Simple errors can give a bad impression and suggest a lack of attention to detail.
- **Lack of clarity and organization:** Your resume should have a clear structure and be organized in a way that makes it easy for the reader to navigate. Use headings, subheadings, and bullet points to create a logical flow of information.
- **Using an outdated format:** Resumes have evolved over time, and it's important to use a modern format that highlights your skills and accomplishments effectively. Avoid outdated practices like including an objective statement or listing references on your resume.
- **Including irrelevant information:** Tailor your resume to the specific job you're applying for and include relevant information that showcases your qualifications and experience. Avoid including irrelevant details that do not contribute to your candidacy.
- **Omitting important details:** On the flip side, make sure you include essential information that the employer needs to know, such as your contact information, work experience, education, and relevant skills. Omitting crucial details can raise doubts about your qualifications.
- **Inconsistent formatting:** Maintain consistency throughout your resume. Use the same font, font size, and formatting style for headings, subheadings, and bullet points. Inconsistent formatting can make your resume appear sloppy.
- **Lack of consistency in tense usage:** Maintain consistency in the tense you use throughout your resume. If you're currently employed, use the present tense for your current role and past tense for previous experiences.
- **Absence of keywords:** Tailor your resume to include relevant keywords and phrases from the job description. Many employers use Applicant Tracking Systems (ATS) to screen resumes, so including keywords related to the desired skills and qualifications can increase your chances of getting noticed.
- **Poor use of bullet points:** Bullet points are a great way to present information concisely. However, avoid lengthy bullet points or using them excessively. Keep them brief and use them to highlight key accomplishments or responsibilities.
- **Neglecting to tailor your resume to the job description:** Customize your resume for each job application by highlighting relevant skills and experiences that align with the specific job requirements. A generic resume may not effectively demonstrate your suitability for the role.

- **Using excessive jargon or technical language:** While it's important to demonstrate your knowledge and expertise, be mindful of using excessive jargon or technical terms that may not be understood by all readers. Use clear and concise language that can be easily understood.

Remember, a well-formatted and error-free resume that is adapted to a specific job can significantly increase your chances of being recognized by employers. Take the time to review and improve your resume to ensure that it is presented in the best possible light. By avoiding these additional resume format errors, you can create a professional and convincing document that reflects the employer and increases your chances of obtaining job interviews.

## 8.4 Sample Resume Format

When it comes to resume formats, there are several common formats that job seekers can choose from. The choice of format depends on factors such as the individual's work experience, industry norms, and personal preferences.

Here are four sample resume formats:

- **Chronological Resume Format:** This format presents your work experience in reverse-chronological order, starting with the most recent job. It emphasizes your career progression and showcases your most relevant experience. Suitable for candidates with a stable work history and consistent career growth.
- **Functional Resume Format:** This format focuses on your skills and qualifications rather than your work history. It highlights your abilities, achievements, and relevant skill sets. Suitable for candidates with employment gaps, career changers, or those with diverse skill sets.
- **Combination Resume Format:** This format combines elements of the chronological and functional formats. It highlights both your skills and work experience, making it versatile. Suitable for candidates with a balanced combination of relevant experience and strong skill sets.
- **Targeted Resume Format:** This format tailors your resume to a specific job or industry. It emphasizes the skills and experience that are directly relevant to the position you're applying for. Suitable for candidates who want to showcase their specific qualifications for a particular role.

Remember that the content and layout of your resume are just as important as the format. Make sure to include relevant sections such as contact information, summary or objective statement, work experience, education, skills, and any additional sections that highlight your strengths, such as certifications, volunteer work, or projects. Also, ensure that your resume is well-organized, visually appealing, and free of errors.

## 8.5 Designing Personalized Curriculum Vitae

Personalized CVs are detailed descriptions of individual skills, qualifications, work experience, and achievements, but specifically focus on individualized content that is closely consistent with the needs and preferences of specific jobs and industries. Unlike a generic CV that can be used for multiple job applications without significant changes, a personal CV is carefully designed to present the candidate's relevant skills and experience, directly related to the qualifications and responsibilities required of a particular job.



Here are some steps to help you design a personalized CV: -

- **Understand the Job Requirements:** Carefully review the job description and note down the key skills, qualifications, and experiences desired by the employer. This will serve as a guideline for tailoring your CV.
- **Choose an Appropriate Format:** Select a CV format that best suits your industry and the job you're applying for. Common formats include chronological, functional, or a combination of both. Choose a format that allows you to highlight your relevant experience and skills prominently.
- **Personal Information and Contact Details:** Include your name, contact information (phone number, email address, LinkedIn profile), and location at the top of the CV. Make sure this information is easily visible and up to date.
- **Professional Summary/Objective:** Write a brief and compelling professional summary or objective statement that highlights your key strengths, experiences, and career goals. Tailor it to align with the specific job requirements and showcase what you can bring to the role.
- **Work Experience:** List your work experience in reverse chronological order, starting with your most recent position. Focus on highlighting accomplishments, responsibilities, and skills relevant to the targeted job. Use bullet points and quantify your achievements wherever possible.
- **Education and Qualifications:** Include your educational background, degrees, certifications, and relevant training programs. Highlight any academic honors, awards, or relevant coursework that strengthens your candidacy.
- **Skills and Competencies:** Create a section to highlight your key skills and competencies that are directly related to the job. Include both technical and soft skills, and use specific examples to demonstrate your proficiency.

- 
- **Design and Formatting:** Use a clean and professional design that is easy to read. Choose a legible font, appropriate font size (11 or 12 points), and use headings, subheadings, and bullet points to enhance readability. Use consistent formatting throughout the document.
  - **Proofread and Edit:** Thoroughly proofread your CV to ensure there are no grammatical or spelling errors. Check for consistency in formatting, font styles, and section headings. Consider asking a trusted friend or mentor to review your CV for feedback.
  - **Visual Appeal:** Make your CV visually appealing by using a clean and professional layout. Use white space effectively to avoid overcrowding the document. Consider using a subtle color scheme or professional design elements to enhance the visual appeal.
  - **Sections and Headings:** Organize your CV into clear sections with appropriate headings. This helps employers easily navigate through the document and find the information they are looking for. Common sections include Professional Experience, Education, Skills, Certifications, and Additional Information.
  - **Customized Section Order:** Tailor the order of sections based on the job requirements and your strengths. If your work experience is highly relevant, consider placing it before the education section. However, if you're a recent graduate with limited experience, you might want to emphasize your education and skills first.
  - **Customized Cover Letter:** Pair your personalized CV with a tailored cover letter. The cover letter provides an opportunity to expand on your qualifications, express your interest in the specific job, and further personalize your application.

The goal is to present a clear and concise document that effectively highlights your qualifications and convinces employers of your suitability for the role. Adapt the design and content of your CV to make it personalized and compelling for each job application. The key is to strike a balance between personalization and professionalism. Tailor your CV to the specific job, industry, and employer while ensuring it remains clear, concise, and easy to read.

## 8.6 Digital Profiling

Digital profiling (also known as online profiling or digital fingerprinting) is the process of collecting and analyzing data points and behaviors related to individuals or groups. It involves the systematic collection of information from online activities such as browsing behavior, social media interactions, online purchases and other digital footprints. Digital profiles are designed to create detailed profiles and representations of interests, preferences, behaviors and characteristics based on online activity.

This profile can be used to analyze and predict user behavior, tailor personalized experiences, deliver targeted ads, and make decision-making about services, products, or content recommendations. Digital profiling can provide benefits such as improved user experiences and personalized recommendations, but concerns about privacy, data security, abuse and discrimination. The benefits of digital profiling must be balanced with ethical considerations and appropriate safeguards to protect individual rights, and to ensure transparency and consent to data collection and use. Digital profiling draws information from various sources, including websites, social media platforms, mobile applications, IoT devices, online transactions, public records, and more. This data is collected either directly by the organizations or through third-party data brokers.

Digital profiling often involves tracking and analyzing an individual's online behavior, such as the websites they visit, the links they click, the content they engage with, and the duration of their interactions. This information helps build a behavioral profile that can be used for targeted marketing or personalized content delivery. Digital profiling continues to evolve alongside advancements in technology, data analytics, and privacy regulations. Striking a balance between personalization, user privacy, and ethical considerations remains a key challenge for organizations engaged in digital profiling practices.

## **Summary**

- A resume is a concise and carefully curated document that presents a snapshot of your professional background, skills, and accomplishments.
- It is a critical tool in the job search process, serving as your introduction to potential employers and helping you stand out among other applicants.
- A well-crafted resume should highlight your most relevant experiences, qualifications, and achievements, tailored to the specific job you are applying for.
- Key elements of a compelling resume include a clear and structured format, accurate contact information, a professional summary or objective statement that provides an overview of your career goals and qualifications, a detailed work experience section showcasing your achievements and responsibilities in reverse chronological order, a list of relevant skills (both hard and soft), information about your education and certifications, and any volunteer work or extracurricular activities that demonstrate additional skills or community engagement.
- To ensure your resume is effective, customize it for each job application by incorporating relevant keywords from the job posting and emphasizing the most pertinent experiences and abilities. Keep the resume visually appealing and easy to read, avoiding excessive colors or distracting design elements. Proofread your resume carefully to eliminate grammatical errors and typos, and maintain consistency throughout the document.
- A well-crafted resume will make a positive first impression on employers and increase your chances of landing interviews and ultimately securing your desired job opportunity.
- Digital profiling relies on data gathered from various sources, including social media platforms, online searches, website visits, shopping patterns, app usage, and more.
- This data is often collected through cookies, tracking pixels, data brokers, and other tracking mechanisms.
- Machine learning algorithms and artificial intelligence are then employed to analyze this data, allowing organizations to create detailed and nuanced profiles of individuals.
- While digital profiling can offer benefits like improved user experiences and tailored services, it also raises concerns about privacy, security, and potential misuse of personal data.
- There are ongoing debates about the ethical implications of digital profiling, as it can lead to issues such as discriminatory practices, invasion of privacy, and the creation of "filter bubbles" that limit exposure to diverse viewpoints.
- As digital technologies continue to evolve, the practice of digital profiling is likely to become more sophisticated and pervasive.
- It is essential for individuals to be aware of how their data is being collected and used, and for regulators to establish clear guidelines and safeguards to protect individuals' rights and interests in the digital realm.

## **Keywords**

- Resume
- Curriculum vitae
- Professionalism
- Customization
- Inconsistent formatting

- Chronological resume
- Targeted resume
- Digital profiling

### **Self Assessment**

1. Which section of a resume typically includes information about an individual's education?
  - A. Objective statement
  - B. Work experience
  - C. Skills section
  - D. Education section
  
2. What is the purpose of a resume's objective statement?
  - A. To provide a summary of an individual's career goals
  - B. To explain the specific job an individual is applying for
  - C. To showcase an individual's relevant skills and qualifications
  - D. To highlight an individual's past work experience
  
3. How should the work experience section of a resume be presented?
  - A. In reverse chronological order, starting with the most recent position
  - B. In chronological order, starting with the oldest position
  - C. In no particular order, as long as the relevant experience is included
  - D. It doesn't matter; the order of work experience is not important
  
4. Which of the following is NOT a common mistake to avoid in a resume?
  - A. Including irrelevant personal information
  - B. Using generic language and buzzwords
  - C. Keeping the resume concise and one page long
  - D. Neglecting to proofread for spelling and grammar errors
  
5. What should be included in the header/contact information section of a resume?
  - A. Full name and current address
  - B. Phone number and email address
  - C. LinkedIn profile URL
  - D. All of the above
  
6. Which section of a resume is used to showcase an individual's work history and experience?
  - A. Objective statement
  - B. Education section
  - C. Skills section
  - D. Work experience section
  
7. How should work experience be listed in the work experience section of a resume?

- A. Company name, job title, dates of employment, and job responsibilities
  - B. Company name, job title, dates of employment, and salary information
  - C. Job responsibilities only, without mentioning the company name or dates of employment
  - D. Job title, salary information, and a brief description of the company
8. Which of the following is a common error when listing skills in a resume?
- A. Including a mix of hard and soft skills
  - B. Providing specific examples or experiences related to each skill
  - C. Organizing skills into relevant categories
  - D. Omitting skills that are not directly related to the desired position
9. What is a common mistake to avoid in the proofreading process of a resume?
- A. Checking for consistency in verb tense usage
  - B. Reviewing for spelling and grammar errors
  - C. Ensuring proper punctuation and capitalization
  - D. Skipping the proofreading process altogether
10. What should be avoided when personalizing a CV?
- A. Including irrelevant personal information
  - B. Overloading the CV with excessive details or long paragraphs
  - C. Neglecting to proofread for spelling and grammar errors
  - D. All of the above
11. Why is it important to personalize the CV for each job application?
- A. To demonstrate a genuine interest in the specific position
  - B. To showcase how an individual's skills and experience align with the job requirements
  - C. To increase the chances of being selected for an interview
  - D. All of the above
12. What is digital profiling?
- A. The process of creating a digital representation of a person's physical characteristics
  - B. The practice of gathering and analyzing online data to create a profile of an individual
  - C. The act of building a comprehensive social media presence
  - D. The use of digital tools to assess a person's personality traits
13. What role does consent play in digital profiling?
- A. Consent is not required for digital profiling as the information is publicly available
  - B. Consent is required before collecting and analyzing personal data for profiling purposes
  - C. Consent is only required for sensitive information, such as financial or health data
  - D. Consent is not necessary if the profiling is conducted by governmental organizations
14. How can digital profiling impact personalization in online experiences?



- A. It allows websites and platforms to tailor content and recommendations to individual users
- B. It enhances user experience by providing relevant and targeted information
- C. It can lead to a filter bubble effect, limiting exposure to diverse perspectives
- D. All of the above

15. What are some potential risks associated with digital profiling?

- A. Invasion of privacy and data breaches
- B. Discrimination and bias in decision-making processes
- C. Misinterpretation of online data leading to false assumptions
- D. All of the above

### **Answer for Self Assessment**

- |       |       |       |       |       |
|-------|-------|-------|-------|-------|
| 1. D  | 2. A  | 3. A  | 4. C  | 5. D  |
| 6. D  | 7. A  | 8. D  | 9. D  | 10. D |
| 11. D | 12. B | 13. B | 14. D | 15. D |

### **Review Questions**

1. Define Resume.
2. Explain the important aspects associated with resume.
3. What are various elements of resume? Explain them briefly.
4. Define the term 'inconsistent formatting'.
5. Briefly explain the various steps involved to design personalized CV.
6. What are the 4 general types of resume format?
7. Define digital profiling.
8. How digital profiling enhance one's professional image?

### **Further Readings**

- <https://www.investopedia.com/terms/r/resume.asp>
- <https://www.washington.edu/doiit/key-elements-resume>
- <https://novoresume.com/career-blog/resume-formats>
- <https://www.flexjobs.com/blog/post/how-to-customize-your-resume-for-each-job-application/>
- <https://www.techtarget.com/whatis/definition/digital-profiling#:~:text=Digital%20profiling%20is%20the%20process,%2C%20affiliations%2C%20connections%20and%20interactions.>

## Unit 09: Digital Profiling

### CONTENTS

Objectives

Introduction

9.1 Importance of Digital Profiling

9.2 Elements of Digital Profiling

9.3 Creation of Impactful LinkedIn Profile

9.4 Netiquette

9.5 Importance of Netiquette

Summary

Keywords

Self Assessment

Answer for Self Assessment

Review Questions

Further Readings

### Objectives

After studying this unit, you will be able to:

- Identify the importance of digital profiling;
- Explain the elements associated with digital profiling;
- Identify the proper method to create an impactful LinkedIn Profile;
- Define the term 'netiquette' and its importance.

### Introduction

In the digital age, the Internet is an integral part of our everyday lives, influencing our interaction, information consumption, and decision-making. With each click, search and online transaction, you will leave a digital footprint that contains valuable information about our preferences, behaviors and interests. Digital profile, also known as online profile or data profile, is a process of collecting and analyzing this data to create a comprehensive profile of individuals and groups. By understanding users at the granular level, companies, marketers, and service providers can tailor their offerings to meet specific needs, offer personalized experiences, and deliver targeted advertising more effectively.

Digital profiling utilises advanced technologies such as machine learning, artificial intelligence, and data analysis to process large amounts of data quickly and identify meaningful insights. It involves collecting information from various sources, such as browsing history, social media activities, purchasing behavior, and location data. Digital profiling identifies individuals in different groups through data analysis and segmentation, enabling businesses to improve their marketing strategies and optimize customer experience.

While digital profiling offers numerous benefits, including improved customer engagement and increased conversion rates, it also raises ethical and privacy concerns. The extensive collection of personal data and the potential for its misuse have prompted regulatory bodies to introduce data protection laws, ensuring individuals have more control over their data and how it is used.

---

In this series of digital profiling, we will look more in depth into the mechanism of data collection, analysis and segmentation. We will study the impact of targeted advertising and personalization, ethical considerations and protection of privacy. Understanding the complexity of digital profiling allows us to navigate the evolving landscape of the digital world, while preserving user trust and data security.

## 9.1 Importance of Digital Profiling

The importance of digital profiling lies in its ability to provide valuable insights and benefits for various stakeholders in the digital ecosystem. Here are some key reasons why digital profiling is significant:

- **Personalized User Experiences:** Digital profiling enables businesses and online platforms to tailor content, products, and services to individual users based on their preferences and behaviours. This personalization enhances user experiences, making interactions more relevant, engaging, and satisfying.
- **Targeted Marketing:** By understanding user interests and preferences, digital profiling allows marketers to deliver targeted advertisements. This reduces ad fatigue for users and increases the chances of converting leads into customers, leading to a more efficient use of marketing resources.
- **Improved Customer Engagement:** Digital profiling helps companies identify the most effective communication channels and content formats for their audience. This leads to higher engagement rates and fosters stronger connections between brands and customers.
- **Enhanced Product Development:** Insights gained from digital profiling can inform product development processes. Understanding customer preferences and pain points can lead to the creation of products that better meet user needs, increasing customer satisfaction and loyalty.
- **Data-Driven Decision Making:** Digital profiling provides businesses with data-driven insights, enabling them to make informed decisions. By understanding customer behaviours and market trends, companies can optimize their strategies and stay competitive in the digital landscape.
- **Fraud Detection and Security:** Digital profiling can be used for fraud detection and security purposes. By monitoring user behaviour and identifying abnormal patterns, companies can spot potential threats and protect users' accounts and sensitive information.
- **Efficacy of Public Services:** Governments and public service providers can utilize digital profiling to optimize the delivery of public services. By understanding citizen needs and behaviour, they can design and implement more efficient and targeted services, leading to better outcomes for the public.
- **Academic Research and Social Studies:** Digital profiling can be valuable for researchers and social scientists to understand online behaviours, trends, and societal dynamics. It provides valuable data for academic studies and insights into human behaviour in the digital age.
- **Identifying Trends and Opportunities:** By analysing digital profiles at scale, businesses can identify emerging trends and opportunities in the market. This proactive approach allows them to adapt to changing customer demands and stay ahead of their competitors.
- **Improving Customer Support:** Digital profiling can enhance customer support services by providing support agents with relevant information about users. This enables more personalized and efficient support interactions, leading to higher customer satisfaction.

Despite its significance, it's essential to recognize the ethical implications of digital profiling. Striking a balance between personalized experiences and user privacy is crucial to maintain trust and ensure responsible data usage in the digital era. Transparent data practices, user consent, and adherence to data protection regulations are vital to preserving the benefits of digital profiling while safeguarding individual rights.

## 9.2 Elements of Digital Profiling

Digital profiling involves the collection and analysis of various elements of digital data to create comprehensive profiles of individuals or groups. These elements provide valuable insights into user behavior, preferences, and characteristics. Here are the key elements of digital profiling:

- **Browsing History:** Information about the websites visited, pages viewed, and the time spent on each page. Browsing history helps understand users' interests, online activities, and the topics they engage with.
- **Social Media Activity:** Data from social media platforms, including posts, likes, shares, comments, and interactions with other users. Social media activity provides insights into users' social interests, relationships, and engagement patterns.
- **Purchase Behavior:** Information about online shopping activities, such as the products purchased, frequency of purchases, and spending patterns. Purchase behavior helps businesses understand consumer preferences and target relevant products and offers.
- **Location Data:** GPS data collected from mobile devices, which tracks users' physical movements and the locations they visit. Location data enables businesses to offer location-based services and targeted advertising.
- **Device and App Usage:** Information about the type of device used (e.g., smartphone, tablet, laptop) and the applications installed. Device and app usage data provide insights into users' technology preferences and usage patterns.
- **Search Queries:** Keywords and phrases used in search engines to find information or products. Search queries reveal users' interests, intentions, and the topics they are actively exploring.
- **Cookies and Tracking Data:** Data collected through cookies, beacons, and other tracking technologies that monitor users' online activities. Cookies help personalize user experiences and enable targeted advertising.
- **Demographic Information:** Basic personal information such as age, gender, location, and language. Demographic data helps create segmented profiles based on shared characteristics.
- **Sentiment Analysis:** Using natural language processing techniques to analyze text data (e.g., comments, reviews, social media posts) to determine the sentiment of users towards products, brands, or topics.
- **Device and Network Information:** Details about users' devices, operating systems, internet service providers, and connection types. Device and network data help optimize user experiences based on the devices they use.
- **User Accounts and Registration Data:** Information stored in user accounts, such as email addresses, names, and user preferences. User account data allows for personalized interactions and targeted messaging.
- **Online Surveys and Feedback:** Data collected through online surveys, questionnaires, and feedback forms. This data helps gather direct insights from users about their experiences and preferences.

- **Behavioral Patterns:** Identifying recurring patterns in users' activities and interactions to understand their habits and tendencies.

The collection and analysis of these elements allows companies and service providers to create detailed multidimensional user profiles, leading to personalized experiences, targeted advertising, and data-driven decision-making. However, this data must be handled responsibly, to ensure the privacy of the user and to comply with the relevant data protection regulations.

### 9.3 Creation of Impactful LinkedIn Profile

A LinkedIn profile is an online professional networking profile that individuals create on the LinkedIn platform. LinkedIn is a social media platform specifically designed for professionals to connect, network, and showcase their skills and experience to potential employers, clients, colleagues, and recruiters.

LinkedIn profiles usually include information such as work experience, education, skills, certifications and professional achievements. It represents a person's professional identity digitally, as well as an online resume or CV. LinkedIn's well-designed and up-to-date profile can benefit from career growth, employment opportunities and professional networking in various industries. Create an influential LinkedIn profile to show your professional achievements, build a strong network, and attract career opportunities.

Steps to create impactful LinkedIn Profile: -

1. **Profile Picture:** -Choose a professional, high-quality photo where you are dressed appropriately for your industry. Ensure the photo is clear, well-lit, and presents you in a positive and approachable manner.
2. **Headline:** -Craft a compelling headline that reflects your expertise, skills, and career goals. Highlight keywords relevant to your industry to increase visibility in searches.
3. **Summary:** -Write a concise and engaging summary that showcases your unique value proposition. Highlight your professional background, key accomplishments, skills, and career aspirations. Use a friendly and professional tone to captivate the reader's attention.
4. **Experience:** -Include your current and previous work experiences, focusing on achievements and impact. Provide a brief overview of your responsibilities, highlighting notable projects and results. Use bullet points to make it easy to read and emphasize key achievements.
5. **Education and Certifications:** -List your educational background, including degrees, certifications, and relevant courses. Highlight any notable honours, awards, or academic achievements.
6. **Skills and Endorsements:** -Select skills that are relevant to your industry and expertise. Request endorsements from colleagues, supervisors, and clients to validate your skills.
7. **Recommendations:** -Request recommendations from former colleagues, supervisors, or clients who can attest to your skills and work ethic. Personalize your request to explain why their recommendation would be valuable.
8. **Engage and Network:** -Actively engage with others by liking, commenting, and sharing relevant posts and articles. Connect with professionals in your industry, attend events, and join relevant LinkedIn groups to expand your network.
9. **Highlight Achievements and Metrics:** -Quantify your achievements by including specific metrics, such as revenue generated, cost savings, or project milestones. Use concrete numbers to showcase the impact you made in your previous roles.
10. **Incorporate Relevant Keywords:** -Research and include industry-specific keywords in your profile to optimize it for search engines. This helps recruiters and professionals find your profile when searching for specific skills or expertise.
11. **Join and Participate in Industry-specific Groups:** -Join LinkedIn Groups specific to your industry or professional interests. Actively participate by sharing insights, asking questions, and engaging with other members.

**12. Regularly Review and Update Your Profile:** -Set aside time periodically to review and update your profile with new experiences, achievements, or skills. Ensure that your profile remains accurate, relevant, and up-to-date.

**13. Use a Professional Tone and Language:** -Maintain a professional tone throughout your profile, avoiding slang or informal language. Use clear and concise language to convey your expertise and achievements.

**14. Consider Privacy Settings:** -Adjust your privacy settings according to your preferences and professional goals. Strike a balance between being visible to potential employers or clients while protecting your privacy.

Remember, an impactful LinkedIn profile is not static but an evolving representation of your professional journey. Continuously update and refine your profile to reflect your growth, achievements, and career aspirations.

## 9.4 Netiquette

Netiquette refers to the social norms and conventions that govern Internet behavior and communication. It includes appropriate behaviors, courtesy and respect for people when interacting with others in online environments such as e-mails, social media platforms, forums, chat rooms and online communities. Netiquette provides a framework for positive and productive online interactions and minimizes conflicts, misinterpretations and abusive behaviors. Promote effective communication, collaboration and respectful engagement in various online environments. As traditional ethics guides our interactions with each other, Internet ethics is a moral compass that guides us in the vast and varied cyberspace.

The important pillars of netiquette include the following: -

- **Respect and Courtesy:** Treat others online as you would like to be treated in person. Remember, behind every screen, there is a real human being with feelings, emotions, and vulnerabilities. Be polite, use kind language, and refrain from engaging in offensive or hurtful behavior.
- **Think Before You Type:** Unlike face-to-face communication, online conversations lack immediate feedback. Take a moment to compose your thoughts before responding to a message. Misunderstandings can easily arise when tone and body language are absent, so choose your words carefully.
- **Be Mindful of Language and Tone:** Avoid using excessive capital letters (which can be interpreted as shouting) and limit the use of slang or abbreviations that might not be universally understood. Emoticons and emojis can help convey emotions more clearly in text-based communication.
- **Privacy and Security:** Respect the privacy of others and refrain from sharing personal information without consent. Ensure your own digital security by using strong passwords and being cautious about the information you share online.
- **Be Concise and Stay on Topic:** In digital communication, brevity is often appreciated. Stay on topic in discussions and try to keep your messages clear and to the point.
- **Understand the Context:** Familiarize yourself with the rules and guidelines of specific online platforms and communities. Different spaces may have unique customs and expectations.
- **Avoid Online Arguments:** Disagreements are bound to happen, but engaging in heated arguments seldom leads to positive outcomes. If you find yourself in a contentious discussion, try to maintain a level-headed approach, or consider disengaging if it becomes unproductive.
- **Be Patient and Tolerant:** Not everyone you encounter online will share your opinions or experiences. Embrace diversity and be open to different perspectives.

---

## 9.5 Importance of Netiquette

Netiquette plays a crucial role in promoting positive online interactions, fostering a sense of community, and ensuring that the internet remains a space where individuals can engage, share, and connect in a respectful and productive manner. It encourages individuals to communicate with respect, courtesy, and empathy. Netiquette helps to create a positive online environment where people feel comfortable expressing their opinions and engaging in discussions without fear of harassment or disrespectful behavior.

Netiquette encourages people to communicate with respect, kindness, and empathy. It helps create a positive online environment where people feel comfortable sharing opinions and discussing without fearing harassment or disrespect. By following Netiquette guidelines, online communities can thrive. Respectful and constructive dialogue promotes a sense of belonging, encourages cooperation and facilitates the exchange of ideas and knowledge. Netiquette promotes a supportive atmosphere in which individuals feel appreciated and included. Clear and respectful communication helps to minimize misunderstandings and conflicts. Keeping up-to-date and consistent with the rules of netiquette, such as using appropriate language, concise language, and appropriate tone, will improve clarity and reduce the risk of incorrect interpretation or unintended offences.

In various online contexts, such as project collaborations or group discussions, netiquette plays a vital role in facilitating effective teamwork. By being respectful, responsive, and considerate of others' opinions and contributions, individuals can work together more smoothly and achieve common goals more efficiently. Netiquette emphasizes the importance of respecting privacy and confidentiality. By being mindful of what information is shared, seeking permission when necessary, and avoiding activities like spamming or phishing, netiquette helps protect individuals' online privacy and security. Netiquette is a crucial aspect of responsible digital citizenship. It cultivates awareness of one's online behavior and the impact it has on others. By following netiquette, individuals contribute to a positive online culture and set an example for others to follow. In professional settings, adhering to netiquette guidelines is particularly important. By communicating professionally, being respectful in online discussions, and demonstrating good online etiquette, individuals can build a positive professional image. This can lead to better networking opportunities, collaborations, and career prospects.

Adhering to netiquette principles promotes a positive online environment, encourages healthy interactions, and contributes to building a sense of community and mutual respect among internet users.

### Summary

- Digital profiling refers to the practice of gathering and analysing data about individuals' online activities, behaviours, preferences, and characteristics to create detailed user profiles.
- These profiles are used by various entities, such as advertisers, marketers, social media platforms, and even governments, to better understand users and tailor content, products, and services to their specific needs and interests.
- While digital profiling offers benefits such as personalized recommendations and targeted advertising, it also raises significant concerns related to privacy, data security, and individual autonomy.
- Many users are often unaware of the extent to which their online activities are being monitored and analysed, leading to a loss of control over their personal information.
- Digital profiling has become an integral part of the digital landscape, shaping the way content and services are delivered to users. While it offers benefits in terms of personalization, there are significant ethical and privacy concerns associated with the widespread collection and use of personal data.
- Striking a balance between personalized experiences and protecting individual privacy rights requires careful consideration, strong data protection measures, and increased awareness among users about the implications of their online activities.

- A LinkedIn profile is an essential tool for professionals seeking to build and showcase their personal brand in the digital realm.
- It serves as a virtual resume and networking platform, allowing individuals to connect with colleagues, potential employers, clients, and other industry professionals.
- A well-crafted LinkedIn profile can open doors to new opportunities, foster professional relationships, and establish credibility within the global professional community.
- By investing time and effort into creating an informative and engaging LinkedIn profile, you can enhance your online presence, demonstrate your expertise, and position yourself for new career opportunities and meaningful professional connections.
- Netiquette fosters a harmonious online environment, promoting meaningful connections and constructive discussions.
- It acknowledges the humanity behind the screens and encourages empathy and understanding in digital interactions.
- By following netiquette principles, individuals contribute to a positive online culture and create a more inclusive and respectful global community.
- Netiquette is an essential code of conduct that guides our behaviour in the virtual world.
- Practicing netiquette ensures that our online presence reflects the values of respect, kindness, and consideration, leading to more enriching and rewarding digital experiences for everyone involved.

### **Keywords**

- Digital Profiling
- Purchase Behavior
- Sentimental Analysis
- LinkedIn Profile
- Netiquette

### **Self Assessment**

1. What is digital profiling?
  - A. The process of creating an online identity
  - B. The act of tracking and collecting data about individuals' online activities
  - C. The method of encrypting personal information on digital platforms
  - D. The practice of promoting products or services through social media
2. Why is digital profiling important?
  - A. It helps companies target advertisements more effectively
  - B. It allows individuals to protect their online privacy
  - C. It helps prevent cyberattacks and identity theft
  - D. It improves the overall performance of digital platforms
3. Which of the following is a potential benefit of digital profiling?
  - A. Increased online anonymity
  - B. Enhanced personalization of online experiences



- C. Protection against online surveillance
  - D. Prevention of online tracking
4. What impact does digital profiling have on personalization?
- A. It limits the ability to tailor online experiences to individual preferences
  - B. It enhances the personalization of content and recommendations
  - C. It reduces the need for personalization in digital platforms
  - D. It prevents any form of customization in online interactions
5. What is one of the key elements of digital profiling?
- A. Social media presence
  - B. Online purchase history
  - C. Internet connection speed
  - D. Email address
6. Which of the following elements is collected through cookies and website tracking?
- A. Location data
  - B. Gender
  - C. Occupation
  - D. Educational background
7. What does geolocation data refer to in digital profiling?
- A. Information about an individual's internet service provider
  - B. The physical location of a device or individual based on IP address
  - C. The number of times an individual visits a specific website
  - D. The type of web browser used by an individual
8. Which element of digital profiling involves tracking an individual's online behavior?
- A. Demographic information
  - B. Social media activity
  - C. Search engine preferences
  - D. Email communication
9. How can someone make their LinkedIn profile stand out?
- A. By posting irrelevant and controversial content
  - B. By endorsing random connections for their skills
  - C. By engaging with others through comments and messages
  - D. By removing all connections from their network
10. What is the importance of including recommendations on a LinkedIn profile?
- A. They demonstrate a person's ability to write recommendation letters
  - B. They showcase a person's professional networking skills

- C. They provide social proof of a person's skills and expertise
- D. They indicate the number of jobs offers a person has received.

11. What is one of the key elements of an impactful LinkedIn profile?

- A. The number of connections a person has
- B. The length of professional experience
- C. The number of endorsements received
- D. A compelling and professional headline

12. What does "netiquette" refer to?

- A. The rules and guidelines for using the internet and online communication
- B. The software used to protect computer networks from cyberattacks
- C. The process of monitoring internet usage for security purposes
- D. The slang and jargon commonly used in online conversations

13. Why is netiquette important?

- A. It helps ensure respectful and positive online interactions
- B. It increases internet connection speed and reliability
- C. It guarantees complete anonymity while using the internet
- D. It allows users to bypass internet censorship restrictions

14. Which of the following is an example of good netiquette?

- A. Sharing personal information freely on social media platforms
- B. Using excessive capitalization (typing in all caps) to emphasize a point
- C. Responding promptly and courteously to online messages and emails
- D. Engaging in cyberbullying and online harassment.

15. What is the recommended approach to handling disagreements or conflicts online?

- A. Engaging in personal attacks and insults
- B. Ignoring the opposing viewpoint and blocking the individual
- C. Engaging in a constructive and respectful discussion
- D. Spreading false information and rumors about the other person

### **Answer for Self Assessment**

- |       |       |       |       |       |
|-------|-------|-------|-------|-------|
| 1. B  | 2. A  | 3. B  | 4. B  | 5. B  |
| 6. A  | 7. B  | 8. C  | 9. C  | 10. C |
| 11. D | 12. A | 13. A | 14. C | 15. C |

### **Review Questions**

1. Define and explain the term 'Digital Profiling'.

2. Explain the importance of digital profiling.
3. What are various elements of digital profiling?
4. Define LinkedIn profile.
5. Explain the steps involved in creating one's LinkedIn profile.
6. Define netiquette and explain its significance in today's digital world.



### **Further Readings**

<https://blog.launchmycareer.com/building-a-digital-profile#:~:text=A%20digital%20profile%20is%20your,reasons%20to%20evaluate%20their%20resume.>

<https://neilpatel.com/blog/successful-social-media-profile/>

<https://www.managementstudyguide.com/linkedin-and-its-importance.htm>

<https://www.kaspersky.com/resource-center/preemptive-safety/what-is-netiquette#:~:text=Netiquette%20thus%20describes%20the%20rules,unknown%20people%20on%20the%20internet.>

## Unit 10: Group Discussion Part I

### CONTENTS

Objectives

Introduction

10.1 Need and importance of Group Discussion

10.2 Skills Required for Effective Group Discussion

10.3 Do's of Group Discussion

10.4 Don'ts of Group Discussion

10.5 Phrases for Effective Group Discussion

Summary

Keywords

Self Assessment

Answer for Self Assessment

Review Questions

Further Readings

### Objectives

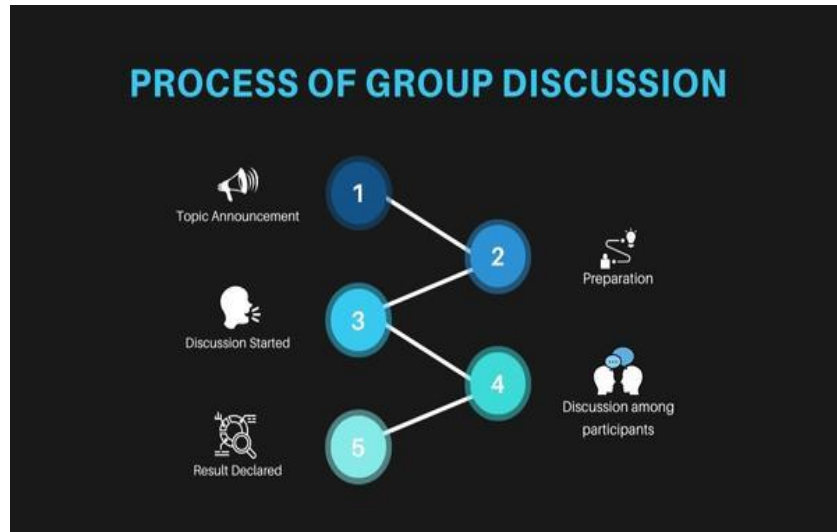
After studying this unit, you will be able to:

- explain the fundamental nature of group discussion and importance as well as need of group discussion in one's life;
- identify the skills required for effective Group Discussion (GD);
- understand of dos and don'ts of group discussion as well as phrases to be used for effective GD.

### Introduction

Group discussions are dynamic and interactive communication techniques that bring together small groups of people to discuss specific topics, exchange ideas, and express opinions on topics. It is an effective way of exploring various perspectives, generating new insights and making collective decisions. Group discussions are commonly used in educational institutions, corporate environments, social gatherings, and other forums to promote brainstorming, problem solving, and critical thinking.

The purpose of group discussions is not only to share individual viewpoints, but also to actively listen to others, to learn from different perspectives and to reach consensus on different topics. It promotes effective communication skills, strengthens teamwork and fosters mutual respect between participants. In addition, group discussions help assess individuals' ability to express their thoughts, to think on their feet, and to adapt their opinions to logical reasoning and evidence.



During group discussions, participants can introduce specific topics or solve problems. They are expected to engage in constructive dialogue, support their argumentation with relevant facts, examples and data, and respond respectfully to others' opinions. Moderators and facilitators may be present to maintain the flow of discussion and ensure that all participants have the same opportunity to contribute. The key characteristics that make group discussions successful are active participation, effective communication, openness, clarity of thought and the ability to build ideas on each other. The ultimate goal is to reach a comprehensive conclusion or a solution through collaboration.

In general, group discussions provide an invaluable platform for people to develop communication skills, expand their knowledge and deepen their understanding of various perspectives. It provides a space for individuals to engage in constructive discussions, stimulate creativity and find innovative solutions to complex issues.

### 10.1 Need and importance of Group Discussion

The need and importance of group discussion are multifaceted and apply to various aspects of personal, educational, and professional development.



---

*Unit 10: Group Discussion Part I*

Let's explore some of the key reasons why group discussions are essential: -

- **Exchange of Ideas and Knowledge:** Group discussions bring together individuals with diverse backgrounds, experiences, and perspectives. As participants share their ideas, insights, and knowledge, the collective wisdom of the group expands, leading to a broader understanding of the topic at hand.
- **Enhancing Critical Thinking:** Engaging in group discussions encourages participants to think critically and analytically about different aspects of a subject. It prompts them to evaluate information, identify logical fallacies, and make informed decisions based on evidence and reasoning.
- **Communication Skills Improvement:** Effective communication is crucial in group discussions. Participants learn to express their thoughts clearly, listen actively to others, and articulate their viewpoints persuasively. These skills are invaluable in personal and professional settings.
- **Collaboration and Teamwork:** Group discussions foster a collaborative environment where individuals work together to achieve common goals. Participants learn to respect others' opinions, compromise, and build upon each other's ideas, strengthening teamwork skills.
- **Confidence Building:** Engaging in group discussions helps individuals overcome their fear of public speaking and boosts self-confidence. Regular participation allows participants to refine their communication style and become more assertive.
- **Problem-Solving and Decision Making:** Group discussions are an effective way to address complex problems and make decisions collectively. By considering various perspectives and brainstorming solutions, the group can arrive at more well-rounded and innovative outcomes.
- **Exposure to Different Viewpoints:** Group discussions expose participants to different cultural, social, and intellectual backgrounds, broadening their horizons and fostering cultural sensitivity and tolerance.
- **Time Management and Focus:** Group discussions typically have time constraints, encouraging participants to stay focused, think quickly, and prioritize their thoughts and arguments effectively.
- **Preparing for Interviews and Debates:** Group discussions simulate real-life scenarios, such as job interviews and debates, where participants must communicate effectively and present their viewpoints convincingly.
- **Building Empathy:** Engaging with diverse viewpoints in a group setting fosters empathy and a deeper understanding of different perspectives, leading to more tolerant and compassionate individuals.

Therefore, group discussions are an essential tool for personal growth, fostering intellectual development, and nurturing effective communication and teamwork skills. They promote an inclusive and collaborative environment where individuals can collectively address challenges and arrive at meaningful solutions.

## **10.2 Skills Required for Effective Group Discussion**

Effective group discussions require participants to possess a variety of skills that contribute to productive and constructive communication. Here are some important skills that individuals should have to excel in group discussions: -

- **Active Listening:** Active listening involves focusing on what others are saying without interrupting, showing interest, and giving appropriate feedback. It helps in understanding different perspectives and building on ideas presented by others.
- **Communication Skills:** Participants should be able to articulate their thoughts and ideas clearly and confidently. They should avoid using jargon or complex language that might confuse others and instead strive for concise and impactful communication.
- **Empathy and Respect:** Demonstrating empathy and respect towards fellow participants fosters a positive and inclusive environment. Understanding and valuing different viewpoints, even if they differ from one's own, is crucial for productive discussions.
- **Critical Thinking:** Effective group discussion requires participants to analyze information, evaluate arguments, and identify strengths and weaknesses in different perspectives. Critical thinking helps in making informed decisions and arriving at logical conclusions.
- **Flexibility and Open-mindedness:** Being open to new ideas and willing to adapt one's viewpoint based on evidence and logical reasoning is vital for fruitful discussions. Flexibility allows participants to consider various possibilities and collaborate more effectively.
- **Time Management:** Participants should be mindful of time constraints during group discussions. Managing time efficiently ensures that all relevant points are covered and the discussion stays on track.
- **Conflict Resolution:** Disagreements are natural in group discussions, but the ability to handle conflicts constructively is essential. Participants should avoid personal attacks and focus on addressing the issues at hand with a problem-solving mindset.
- **Note-taking:** Taking notes during the discussion helps participants remember key points and ensures nothing important gets overlooked. It also facilitates summarizing the discussion and synthesizing ideas.
- **Leadership and Facilitation:** A good group discussion may have a designated leader or facilitator who ensures everyone gets a chance to speak, maintains order, and encourages participation from all members.
- **Emotional Intelligence:** Being aware of one's emotions and the emotions of others can positively impact the dynamics of the group. Emotionally intelligent participants can navigate sensitive topics with empathy and understanding.
- **Clarity of Thought:** Participants should organize their thoughts before speaking and present their ideas in a structured and coherent manner. This clarity helps others understand their viewpoints better.
- **Body Language Awareness:** Non-verbal cues like eye contact, facial expressions, and gestures play a role in communication. Being aware of body language can help participants convey their messages more effectively and interpret others' emotions.
- **Patience:** Group discussions may involve multiple viewpoints and perspectives, which might take time to process fully. Patience is essential to ensure that everyone has an opportunity to contribute without rushing to conclusions.

Developing and honing these skills can significantly enhance an individual's effectiveness in group discussions and contribute to a more productive and rewarding exchange of ideas.

### **10.3 Do's of Group Discussion**

Effective group discussions can be highly beneficial for generating ideas, solving problems, and making decisions. To have a successful group discussion, consider the following dos:

---

*Unit 10: Group Discussion Part I*

- **Prepare:** Familiarize yourself with the topic before the discussion. Research and gather relevant information to contribute meaningfully.
- **Listen actively:** Pay attention to others' viewpoints, ideas, and concerns. Show respect by giving them your undivided attention.
- **Speak respectfully:** Express your thoughts and opinions politely and tactfully. Avoid interrupting or dominating the conversation.
- **Stay on topic:** Keep the discussion focused on the main subject. Straying too far off-topic can hinder progress and waste time.
- **Ask questions:** Seek clarification when you don't understand something or need more information. Questions can stimulate deeper thinking and encourage others to share their knowledge.
- **Use active body language:** Show engagement and interest through positive body language, such as maintaining eye contact, nodding to acknowledge others' contributions, and using open and welcoming gestures.
- **Summarize and paraphrase:** Demonstrate active listening by summarizing or paraphrasing others' points to ensure understanding. This also shows that you value their input and encourages further elaboration.
- **Stay open to learning:** Approach the discussion with a willingness to learn from others. Be open to new ideas and be ready to adapt your own perspectives based on the insights shared by the group.
- **Seek consensus or common ground:** Strive to find areas of agreement or shared goals among the group members. Look for opportunities to build consensus and work collaboratively towards a solution.
- **Foster a positive and inclusive atmosphere:** Encourage a supportive environment where everyone feels comfortable expressing their ideas without fear of judgment or ridicule. Appreciate and acknowledge contributions from all participants.

Remember, a successful group discussion requires active engagement and effective facilitation. When done right, group discussions can lead to more informed decisions, innovative ideas, and a stronger sense of teamwork among participants.

#### **10.4 Don'ts of Group Discussion**

To ensure a productive and respectful group discussion, it's important to be aware of the "don'ts" and avoid the following behaviors:

- **Rush to judgment:** Take the time to hear different viewpoints and consider them before forming conclusions or making judgments. Be open to changing your perspective based on new information.
- **Interrupt or dominate:** Allow everyone to express their thoughts without interruption. Dominating the conversation can discourage others from participating.
- **Be dismissive:** Avoid dismissing or belittling others' ideas or opinions, even if you disagree with them. Respectful disagreement is encouraged, but be mindful of your tone and language.
- **Multitask or be distracted:** Show your commitment to the discussion by giving it your full attention. Avoid distractions like using your phone or engaging in unrelated side conversations.
- **Engage in side conversations:** Avoid having unrelated or distracting conversations with a subset of participants during the discussion. This can exclude others and disrupt the flow of ideas.



- 
- **Use offensive or inflammatory language:** Refrain from using offensive or inflammatory language that may cause discomfort or create tension within the group. Maintain a respectful and professional tone throughout.
  - **Make assumptions about others' knowledge:** Don't assume that everyone has the same level of understanding or knowledge on the topic. Respectfully ask for clarification or offer explanations to ensure everyone is on the same page.
  - **Ignore non-verbal cues:** Pay attention to non-verbal cues from others, such as body language or facial expressions. If someone appears uncomfortable or hesitant, consider adjusting your approach to create a more inclusive environment.
  - **Rush the decision-making process:** While effective time management is important, rushing the decision-making process may lead to hasty or ill-informed decisions. Allow sufficient time for thorough discussion and exploration of options.

By avoiding these "don'ts," you can create a more inclusive and productive group discussion where everyone feels comfortable sharing their thoughts and ideas. A respectful and open atmosphere is essential for fostering creativity, collaboration, and successful outcomes.

## 10.5 Phrases for Effective Group Discussion

Phrases are used in group discussions to facilitate effective communication and improve the overall quality of conversations. The use of phrases helps to improve the flow and authenticity of conversations and makes them more native and natural. Phrases help to seek clarification and ensure that everyone understands the points discussed. They allow participants to request further explanations, examples or details in order to gain a clearer understanding. The use of phrases such as "Can you please elaborate?" or "I appreciate your point of view" shows active listening. It shows that you are engaged and interested in understanding the views of others, and encourages a more inclusive and collaborative discussion. When summarizing key points and ideas with phrases such as "Let's summarize" help ensure that everyone is on the same page. It allows participants to reflect on the discussion and consolidate their understanding, preventing miscommunication or misinterpretation. The expressions that promote inclusion, such as "Does anyone have the opportunity to speak?" or "Ensure that everyone's voice is heard," create a safe and inclusive environment. They encourage shy or reserved people to participate in this initiative, ensuring that different perspectives are taken into account. Phrases such as "Let's focus on the main topic" or "Can we find practical solutions?" help guide discussion again when it begins to move or stagnate. They promote a goal-oriented conversation and push the group towards productive results. Phrases that facilitate decision-making, such as "Can we find common ground?" or "Let's assign specific action items," help the group move towards concrete resolutions. They encourage the identification of shared goals and responsibilities, fostering progress beyond the discussion. They can help manage conflicts that may arise during group discussions. By using phrases like "Let's find a middle ground" or "Can we explore a compromise?" participants can work towards resolving disagreements and finding mutually agreeable solutions.

Phrases like "Does anyone have a different viewpoint?" or "Let's consider alternative perspectives" invite diverse opinions and ideas. They encourage participants to think outside the box and contribute unique insights, enriching the discussion. Phrases such as "Let's prioritize the key issues" or "We need to stay on schedule" help manage time effectively during group discussions. They ensure that important topics are addressed, prevent excessive digressions, and maintain the overall flow of the conversation. Phrases such as "What do we all agree on?" or "Let's find areas of common agreement" facilitate the process of building consensus within the group. They encourage participants to find common ground and work towards shared objectives or decisions. They encourage a collaborative environment where contributions are seen as building blocks towards a more comprehensive understanding. They invite constructive criticism, suggestions, and alternative perspectives, fostering a culture of feedback and improvement. They foster a positive and supportive atmosphere where individuals feel appreciated and motivated to contribute further.

Overall, the use of appropriate phrases in group discussions serves several purposes, such as conflict resolution, encouraging participation, promoting empathy, seeking consensus, taking into account different perspectives, managing time, reflecting on earlier points, and promoting action-oriented results. Therefore, using appropriate phrases, participants can effectively communicate,

actively listen, constructively challenge ideas, summarize discussions, promote diversity, maintain focus and ultimately achieve successful results in group discussions.

### **Summary**

- Group discussion (GD) is a comprehensive technique to judge the suitability of an individual and his appropriateness for admission, scholarship, job, etc.
- GD assesses the overall personality – thoughts, feelings and behaviour - of an individual in a group. A topic is presented to the group members for discussion. While the discussion is going on, a group of panellists observe them.
- Through this observation they judge intellectual, social, leadership, communicative skills of candidates taking part in the GD.
- Group discussion plays a vital role in a student's life. Group discussions in the classroom are not only beneficial for a student's social skills only but also enhance their educational development and learning too.
- Group discussion also has a significant role in the business. As group discussions are organized in the companies to talk over the new strategies about the growth of the business and to find out the valid solution to the problems related to the company's business.
- It is one of the best tools to study the behavioural and attitudinal responses of the applicants or the candidates. With the help of group discussion, many things for a particular candidate can be assessed, such as his/her mental capacity to think, creative mind, analytical abilities, comprehending a subject and then speaking on it, awareness, attitude, and energy levels.
- The aspects which make up a GD are verbal communication, non-verbal behaviour, and conformation to norms, decision-making ability and cooperation. You should try to be as true as possible to these aspects.

### **Keywords**

- Group Discussion
- Communication
- Critical thinking
- Empathy
- Consensus
- Time management
- Collaboration and teamwork

### **Self Assessment**

1. How can group discussions contribute to problem-solving?
  - A. By imposing a single solution and disregarding other viewpoints
  - B. By limiting participation to only a few dominant individuals
  - C. By fostering collaboration, creativity, and collective decision-making
  - D. By focusing solely on individual opinions and disregarding group consensus
  
2. What is the significance of constructive feedback in group discussions?

- A. It promotes unhealthy competition and discourages cooperation
  - B. It reinforces personal biases and stereotypes
  - C. It allows individuals to improve their ideas and arguments
  - D. It leads to conflicts and confrontations among group members.
3. How can group discussions foster effective communication skills?
- A. By limiting participation to only those with strong communication abilities
  - B. By promoting active listening, articulation, and respectful dialogue
  - C. By encouraging interruptions and side conversations
  - D. By avoiding disagreement and conflict in favor of consensus
4. How can group discussions enhance problem-solving in the workplace?
- A. By focusing solely on individual efforts and solutions
  - B. By discouraging collaboration and teamwork
  - C. By leveraging diverse expertise and experiences to generate innovative ideas
  - D. By assigning blame and responsibility to individual participants
5. Which skill involves the ability to articulate thoughts and ideas effectively?
- A. Active listening
  - B. Empathy
  - C. Communication skills
  - D. Critical thinking
6. What role does collaboration play in group discussions?
- A. It promotes individualism and competitiveness
  - B. It encourages group members to work together toward a common goal
  - C. It leads to conflicts and disagreements among participants
  - D. It undermines the value of diverse perspectives
7. What is the importance of time management in group discussions?
- A. It ensures that the discussion is prolonged for extended periods
  - B. It allows participants to dominate the conversation without time constraints
  - C. It helps to maintain focus and accomplish discussion goals within a set timeframe
  - D. It discourages active participation and engagement
8. Which skill involves giving and receiving constructive feedback in group discussions?
- A. Active listening
  - B. Collaboration
  - C. Emotional intelligence
  - D. Effective communication
9. Which of the following is a "do" in group discussions?

---

*Unit 10: Group Discussion Part I*

- A. Dominating the conversation and disregarding others' opinions
  - B. Listening actively to others' viewpoints
  - C. Interrupting and criticizing others' contributions
  - D. Ignoring the discussion topic and veering off-topic
10. What is a "don't" in group discussions?
- A. Encouraging open and respectful dialogue
  - B. Respecting others' perspectives and opinions
  - C. Monopolizing the conversation and not giving others a chance to speak
  - D. Building upon others' ideas and contributions
11. Which of the following is a "do" in group discussions?
- A. Focusing solely on personal agenda and goals
  - B. Practicing active listening and asking clarifying questions
  - C. Ignoring others' ideas and contributions
  - D. Criticizing and belittling others' viewpoints
12. What is a "don't" in group discussions?
- A. Encouraging a collaborative and inclusive environment
  - B. Being open-minded and considering different perspectives
  - C. Using offensive language and disrespectful behavior
  - D. Constructively challenging ideas and assumptions
13. Which phrase is commonly used to express agreement in group discussions?
- A. "I respectfully disagree."
  - B. "I see your point."
  - C. "That's completely wrong."
  - D. "I don't understand."
14. Which phrase is often used to seek clarification or more information in group discussions?
- A. "I'm not sure I follow."
  - B. "You're wrong."
  - C. "I don't care."
  - D. "That's interesting."
15. Which phrase is used to politely interrupt someone in a group discussion?
- A. "Stop talking."
  - B. "Hold on a second."
  - C. "You're boring."
  - D. "I don't agree."

### **Answer for Self Assessment**

- |       |       |       |       |       |
|-------|-------|-------|-------|-------|
| 1. C  | 2. C  | 3. B  | 4. C  | 5. C  |
| 6. B  | 7. C  | 8. D  | 9. B  | 10. C |
| 11. B | 12. C | 13. B | 14. A | 15. B |

### **Review Questions**

1. Define and explain the term 'Group Discussion'.
2. Explain the important aspects associated with Group Discussion.
3. Write short notes on the following:
  - (a) Critical thinking.
  - (b) Communication Skills.
  - (c) Collaboration and team work.
  - (d) Time management.
4. What are the various skills required for an effective group discussion?
5. Explain the 'DO's' and 'DON'TS' of group discussion.
6. Why phrases are important for an effective group discussion?



### **Further Readings**

<https://mbaroi.in/group-discussion/>

<https://targetstudy.com/articles/importance-of-group-discussion.html>

<http://www.iilmlko.ac.in/blog/7-skills-required-to-ace-group-discussion-by-richa-gulani/>

## Unit 11: Group Discussion Part 2

### CONTENTS

Objectives

Introduction

- 11.1 Types of GD topics
- 11.2 Point generation technique for all types of GD
- 11.3 Keyword Approach
- 11.4 SPELT technique
- 11.5 POPBEANS TECHNIQUE
- 11.6 VAP Approach
- 11.7 PROS of group discussion
- 11.8 CONS of group discussion

Summary

Keywords

Self Assessment

Answer for Self Assessment

Review Questions

Further Readings

### Objectives

After studying this unit, you will be able to:

- Understand about the various types of group discussion (GD) topics as well as point generation techniques for all types of GD;
- identify the keyword approach, SPELT technique, POPBEANS and VAP approach;
- explain the PROS and CONS of group discussion.

### Introduction

Group discussion topics are subjects or issues that are chosen to be discussed by a group of individuals. These discussions are usually held in formal or informal settings, such as classrooms, seminars, workshops, or team meetings, and they aim to encourage meaningful exchanges of ideas, opinions, and perspectives among the participants.

The primary purpose of group discussion topics is to facilitate an open and constructive dialogue where participants can share their knowledge, experiences, and viewpoints on a particular subject. These discussions promote critical thinking, problem-solving, and collaborative skills while allowing individuals to learn from one another and develop a more comprehensive understanding of the topic.

Group discussions can cover a wide range of topics, including social issues, current events, scientific advances, ethical dilemmas, business strategies, technological trends, literature, education, and politics. The topics can be broad or specific depending on the context and purpose of the discussion. When choosing a topic for a group discussion, organizers often try to select a topic that is relevant, thought-provoking and able to stimulate the interest and engagement of participants. The theme can be selected to explore different perspectives, encourage brainstorming

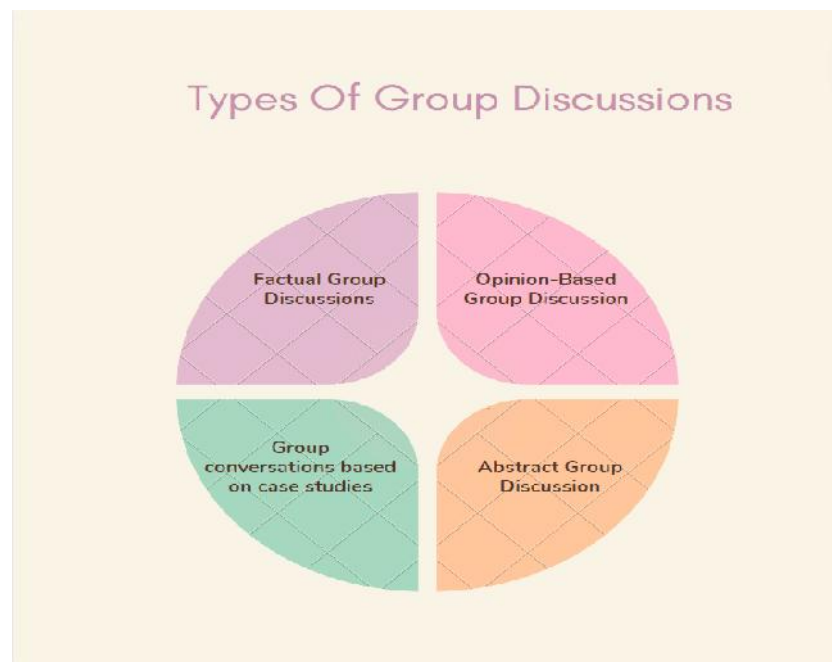
solutions, or simply promote healthy exchanges of ideas between participants of different backgrounds and expertise. In the group debate, participants, at their own pace, may express their opinions and arguments and give evidence, examples or personal experiences to support their views. Group discussions usually take the form of structured forms, with specific rules aimed at ensuring fair participation and maintaining respect.

Moderators or facilitators often lead group discussions to ensure that the conversation remains on track, everyone gets an opportunity to speak, and discussions do not devolve into personal debates or arguments. They may pose questions, redirect the conversation, and summarize key points to keep the discussion focused and productive. The outcome of a group discussion is usually a deeper understanding of the topic, increased awareness of various perspectives, and sometimes the identification of potential solutions or recommendations, depending on the nature of the topic. Overall, group discussion topics serve as powerful tools for promoting intellectual growth, enhancing communication skills, and fostering a collaborative learning environment. They encourage participants to think critically, respect diverse opinions, and work together to explore and address the challenges and opportunities present in different subject matters.

### 11.1 Types of GD topics

Group discussions are the topics or topics chosen by a group of individuals to be discussed collectively. These themes serve as a platform for participants to express their views, share knowledge, engage in critical thinking and reach conclusions through dialogue and debate. The selection of group discussions may vary depending on the purpose and context of the discussion. Some topics can focus on social, political or ethical issues, while others can focus on personal development, career-related topics or specific areas of interest. The aim is to encourage participants to express their views, exchange ideas, take into account different perspectives and collectively explore various aspects of the topic.

#### Types of Group Discussion:



- **Factual group discussions:** These discussions focus on the real world and test a candidate's ability to digest information and analyses socioeconomic or everyday concerns.
- **Opinion-Based Group Discussion:** Test how well candidates can articulate their beliefs and viewpoints. These group talks tend to focus more on views than facts.

- **Group conversations based on case studies:** These discussions mimic real-world circumstances. The group is given the specifics of a fictitious scenario by the panellists, and then the group must work together to address it.
- **Abstract Group Discussion:** These are abstract group discussions. In these, the interviewers check to see if a candidate can approach the subject at hand with originality and lateral thinking.

### Aspects of Group Discussion Topics: -

There are some important aspects to consider when it comes to group discussion topics:

- **Relevance:** The topics should be relevant to the goals, interests, or context of the group. Choose subjects that are timely, significant, and have relevance to the participants' lives or the purpose of the discussion.
- **Balance:** It's important to choose topics that allow for a balanced discussion, representing different viewpoints and perspectives. This helps to promote healthy debate, critical thinking, and the exploration of diverse opinions.
- **Open-endedness:** Group discussion topics should be open-ended rather than having a simple "yes" or "no" answer. This encourages participants to analyze, evaluate, and provide nuanced responses, fostering deeper engagement and thoughtful discussion.
- **Controversial or thought-provoking:** Including topics that are controversial or thought-provoking can generate lively and engaging discussions. Such topics often challenge participants' assumptions and encourage them to think critically, contributing to a more dynamic and intellectually stimulating conversation.
- **Real-life scenarios or case studies:** Incorporating real-life scenarios or case studies into the discussion topics can enhance the practicality and applicability of the conversation. This allows participants to analyze and apply their knowledge and problem-solving skills in relevant contexts.
- **Multidisciplinary:** Consider topics that cut across various disciplines or fields of study. This can encourage participants to bring their diverse knowledge and perspectives, leading to interdisciplinary discussions and a broader understanding of the subject matter.
- **Future-oriented:** Explore topics related to emerging trends, future challenges, or technological advancements. This can stimulate forward-thinking and encourage participants to envision possibilities, brainstorm ideas, and discuss potential implications.
- **Impact on different stakeholders:** Choose topics that have an impact on various stakeholders, such as individuals, communities, businesses, or the environment. This allows participants to consider different perspectives and analyze the consequences from different angles.
- **Interdisciplinary connections:** Introduce topics that bridge different disciplines or areas of expertise, encouraging participants to make connections and integrate knowledge from multiple fields. This promotes holistic thinking and a broader understanding of complex issues.
- **Historical events or debates:** Explore historical events, controversies, or debates that have shaped society or influenced important decisions. This allows participants to learn from the past, analyze different perspectives, and draw lessons for the present and future.

The ultimate goal of a group discussion is to collectively explore a topic, gain different perspectives, challenge assumptions, and arrive at informed conclusions or solutions. It helps develop critical thinking, communication, and interpersonal skills, while also promoting teamwork, empathy, and



---

the ability to consider diverse viewpoints. Overall, group discussion topics serve as catalysts for stimulating intellectual discourse, encouraging active participation, and fostering a collaborative learning or decision-making process within a group. Remember to tailor the topics to the specific interests, goals, and dynamics of the group to ensure a meaningful and engaging discussion experience.

## 11.2 Point generation technique for all types of GD

Group discussions are a common activity in various domains, including education, business, and social settings. Generating points for different types of group discussion topics can be helpful in structuring your thoughts and presenting your ideas effectively. Here are some techniques you can use to generate points for various types of group discussion topics:

- **Brainstorming:** Start by brainstorming and noting down as many ideas and points as possible related to the given topic. Write down every thought that comes to your mind without evaluating or judging them. Once you have a list of ideas, you can refine and organize them later.
- **Research:** Conduct thorough research on the given topic to gather relevant information and different perspectives. Read articles, books, and reliable online sources to gain a deeper understanding. Use the information you gather to generate well-informed points during the discussion.
- **Analogies and Examples:** Use analogies and examples to support your points during the discussion. Analogies help in drawing comparisons, while examples make your arguments more relatable and concrete. Look for real-life situations, case studies, or historical events that can illustrate your ideas effectively.
- **Prioritize and Select:** Once you have a list of points, prioritize them based on their relevance and importance to the topic. Select the most compelling and strong points that you can confidently present during the discussion. Prioritization helps you focus on the key aspects and ensures you have a clear and concise argument.
- **Practice and Refinement:** Practice presenting your points and arguments before the actual discussion. Consider refining and reorganizing your points to ensure a logical flow and coherence. Seek feedback from others, if possible, to enhance your ideas and strengthen your arguments.
- **Mind Mapping:** Create a visual representation of your ideas using a mind map. Start with the central topic and branch out to subtopics and related points. This technique helps you see the connections between different ideas and prompts you to generate more points.
- **The 5 W's and H:** Consider the questions: Who, What, Where, When, Why, and How. Use these questions to explore different dimensions of the topic and generate points accordingly. For example, if the topic is "Climate Change," you can generate points by answering questions like "Why is climate change occurring?" or "How can individuals contribute to mitigating climate change?"
- **Problem-Solution Approach:** If the topic revolves around a problem, identify the key issues and generate points for potential solutions. Analyze the problem from different angles and propose practical and innovative ideas to address it. This approach showcases your problem-solving abilities and promotes constructive discussion.
- **Environmental Impact:** If the topic is related to the environment or sustainability, generate points by considering the ecological impact. Explore the consequences on ecosystems, natural resources, or climate change and generate points that emphasize the need for environmentally conscious approaches.

- **Social Impact:** Evaluate the social implications of the topic. Generate points that address the impact on communities, marginalized groups, or societal norms. This approach promotes discussions on social justice, equality, and inclusivity.

Remember to structure your points logically, support them with evidence or examples, and actively participate in the discussion by listening and responding to others' points.

### 11.3 Keyword Approach

Keywords, also commonly called search terms, are the words that you enter into the database search boxes. They represent the main concepts of your research topic and are the words used in everyday life to describe the topic. The keyword approach refers to a method of information retrieval or search engine optimization (SEO) that involves targeting specific keywords or terms to optimize content visibility and relevancy. It is commonly used in various contexts, including online marketing, content creation, and academic research.

#### Types of Keywords:

- 1) **Primary** – one of the most important and most repeated keywords in website often.
- 2) **Secondary** – they are the one that are less important and support primary keywords for marketing.
- 3) **Long tail keywords** – they are combined of 2-3 keywords phrases. Customers are very specific while searching for services or location.

#### Features of Keyword Approach:

The keyword approach begins with a comprehensive keyword research. This involves the use of tools and technologies to identify relevant keywords that users are looking for in relation to a specific topic, product or service. Keyword research helps companies understand search volumes, competitive levels and user intentions and can choose the most suitable keywords for optimization. The keyword approach emphasizes specific keywords related to the content, products or services offered. Rather than relying on generic or broad keywords, we focus on identifying and incorporating specific keywords that attract target audiences and align with their search objectives. Keywords are strategically integrated into various aspects of content such as titles, title tags, metatags, URLs, descriptions, and body text. By naturally and organically incorporating keywords, companies improve the visibility of their content in search engines and increase the likelihood of appearing in relevant search results. Understanding the keyword strategies of competitors is an important feature of the keyword approach. By analyzing keywords, targets, and optimized content, businesses can identify market trends and differentiate opportunities. Competitive analysis helps refine keyword selection and optimize content to stand out from competitors. The keyword approach emphasizes user intent and relevance. By selecting keywords that align with user search intent, businesses can provide valuable and relevant content that satisfies user needs. Understanding user intent helps tailor content to address specific queries, problems, or interests, improving the overall user experience.

#### Examples of Keyword Approach

- **Online Marketing:** - A company selling organic skincare products might target keywords such as "natural skincare products," "organic face creams," or "chemical-free skincare" to optimize their website and product descriptions. By incorporating these keywords strategically, they can attract organic traffic from users searching for these terms and increase their chances of appearing higher in search engine results.
- **Content Creation:** -A YouTuber creating travel vlogs might use keywords such as "best beaches in Bali," "top attractions in Paris," or "solo travel tips" in their video titles, descriptions, and tags. By optimizing their videos with relevant keywords, they can increase the visibility of their content and attract viewers searching for travel-related information.

---

These examples demonstrate how the keyword approach can be applied across various domains to optimize content visibility, improve search engine rankings, and enhance information retrieval.

### Significance of Keyword Approach

By strategically incorporating relevant keywords into website content, meta tags and other elements, businesses and content creators can increase their chances of appearing in search engine results. When users are looking for specific keywords related to products, services or content, optimizing keywords increases their visibility and exposure to their products. Keyword-based methods help businesses and content creators connect with target audiences. By identifying and integrating keywords that match your audience's interests and preferences, you can attract users looking for information, products and services related to your industry. This leads to better traffic and increases the likelihood of conversions or engagements.

Using the keyword approach allows content creators to align their content with user intent. By understanding the keywords users are searching for, businesses can create content that directly addresses their needs, interests, or problems. This enhances the user experience, establishes credibility, and increases the likelihood of user engagement or conversions. Implementing the keyword approach can provide a competitive edge. By conducting thorough keyword research and analysis, businesses can identify gaps or opportunities in their market. They can target keywords that are less competitive but still have substantial search volume, allowing them to rank higher in search results and stand out from their competitors. They can target keywords that are less competitive but still have substantial search volume, allowing them to rank higher in search results and stand out from their competitors.

Implementing the keyword approach enables businesses and content creators to track and analyze their performance. By monitoring keyword rankings, organic traffic, and user engagement metrics, they can gain insights into the effectiveness of their keyword strategy. This data-driven approach helps refine keyword targeting, identify new keyword opportunities, and adapt to changes in search trends or user behavior. Therefore, by incorporating keywords strategically, businesses and content creators can maximize their online presence and effectively connect with their intended audience.

## 11.4 SPELT Technique

The SPELT technique, is a commonly used approach in group discussions (GD) or group interviews. It is an acronym that stands for:

### S - Situation P - Problem E - Evaluation L - Lessons Learned T - Task

Each component of the SPELT technique represents a different aspect that participants in a group discussion should address: -

1. **Situation:** Participants provide a brief description of the background or context of the topic under discussion. Participants share relevant information, facts, or experiences related to the subject under consideration. This step sets the foundation for the subsequent discussion.
2. **Problem:** Participants identify the central issue or problem being discussed. They highlight the key challenges, conflicts, or dilemmas associated with the topic. Participants may share personal experiences, observations, or research to support their understanding of the problem. Clarifying the problem helps the group focus their efforts on finding appropriate solutions.
3. **Evaluation:** Participants analyse and evaluate the different aspects of the problem. They may explore the causes, consequences, or potential solutions. This step involves critical thinking and assessing the pros and cons of various perspectives. Critical thinking is encouraged to identify strengths, weaknesses, opportunities, and threats associated with different approaches. This stage promotes a comprehensive understanding of the problem and helps participants make informed decisions.

---

*Unit 11: Group Discussion Part 2*

4. **Lessons Learned:** Participants share their insights or lessons learned from the discussion. They reflect on the experience and identify key takeaways or important points that emerged during the conversation. This stage encourages participants to draw upon their own experiences, knowledge, or expertise to contribute to the collective understanding of the topic. Lessons learned can be used to inform future actions, avoid past mistakes, or apply best practices.
5. **Task:** Participants discuss potential action steps or recommendations based on their analysis and evaluation. They suggest practical measures or strategies that can be implemented to address the problem or improve the situation. Participants may prioritize tasks based on their urgency, impact, or resources required. They consider the feasibility, effectiveness, and potential outcomes of each suggested action.

Another important acronym of SPELT: **Social, Political, Economic, Legal and Technical.**

The five are explained as below:

- **Social:** how does the topic affect the society?
- **Political:** What is the role of the government/administration and what is their view?
- **Economic:** What is the economic impact of any side adopted in the debate?
- **Legal:** What are the legal aspects involved?
- **Technology:** Are there any constraints placed by technology?

### **Importance of Spelt Approach**

The SPELT approach enhances group discussions by empowering individual voices, developing social skills, exposing participants to diverse viewpoints, enhancing problem-solving abilities, developing leadership skills, improving retention and understanding, and promoting higher-level thinking skills. It encourages active participation of all group members in the discussion. It promotes an inclusive environment where everyone's ideas, perspectives, and opinions are valued and heard. This active participation fosters a sense of ownership and engagement among group members, leading to more meaningful and productive discussions.

The SPELT approach emphasizes collaborative learning, which is essential in group discussions. It encourages group members to work together, exchange ideas, and build on each other's contributions. This collaborative approach enhances critical thinking, problem-solving, and communication skills as group members learn from one another and collectively arrive at better insights and solutions. This approach emphasizes experiential learning, which involves hands-on experiences and practical application of knowledge. In the context of group discussions, this means that participants can actively engage with the topic being discussed, share their own experiences, and draw connections between theory and real-world situations. This experiential learning aspect enriches the depth and quality of the discussion.

The SPELT technique promotes critical thinking and reflection, which are vital in group discussions. It encourages participants to analyse information, question assumptions, and evaluate the validity of arguments. This critical thinking process leads to deeper insights and more robust discussions. Additionally, the reflective aspect of the SPELT approach encourages group members to consider their own biases, assumptions, and learning throughout the discussion, fostering personal growth and development. The approach values feedback as a crucial component of the learning process. In group discussions, participants have the opportunity to provide constructive feedback to their peers. This feedback can help clarify ideas, challenge assumptions, and offer alternative perspectives. By giving and receiving feedback, group members enhance their communication skills, develop empathy, and learn to appreciate differing viewpoints.

### **11.5 POPBEANS Technique**

To handle the abstract topics and deliver a speech confidently, we adopt "POPBEANS" technique and it is the best. To pursue your discussion, each letter gives you different field. POPBEANS stands for :-

**P: Person**

**O: Objects**

**P: Places**

**B: Beliefs**

**E: Events**

**A: Actions**

**N: Nature**

**S: Scientific**

Form your speech using each letter and develop the content and you can speak up to 5 minutes.

This technique will be useful in expanding the perception of your thoughts with respect to topic.

- **PEOPLE:** Think of the people who are associated with the topic.
  - Try to think of people who have spoken about the topic at some point in their life, or if the topic has been a part of their lives in any manner.
  - You can relate people like Wright Brothers to sky, to flight, to courage, to science, to dogged determination, etc.
  - Moreover, you can relate any suitable person to the subject of the speech.
  - For example, you can associate Mother Teresa to compassion, resolve, charity, cultural exchange, women power, etc.
  - You can relate Nelson Mandela to qualities like peace, patience, endurance, and forgiveness.
- **OBJECTS:** In this section, your task as a speaker is to think of all objects that are related to the subject of your speech.
  - It can be any object – ranging from objects on the earth to objects in the outer space; the entire universe is open for your exploration.
  - Don't limit yourself to physical and tangible objects around you. Even dreams and hypothetical things can be spoken about.
  - Divide this section (objects) into two parts –
    1. **Living things** - Think of the living objects that relate to the subject of your speech.
      - In our example, we have 'black' as the topic. You can talk of panthers, which stand for awe and flexibility.
      - Or you can even talk about dark-colored flowers that have their own beauty.
    2. **Non-living objects** – 'Black' as a color is seen in the coal mines and even in the dark sky.
      - From the underground to the sky overhead, everything has something black in it.
      - The night is itself dark which adds mystery and an enigma to the black color.
- **PLACES:** In this section, the speaker is supposed to think of various places or locations on the earth that you can relate to the subject of your speech.
  - It is always better to come up with names of a particular city or country because that makes the content of the speech more vivid.
  - Talking about something special about the places adds value to the content of the speech.
  - Try to bring out the splendor or sorrow of these places.
  - That will help you empathize with many in the audience and will bring some facts in the speech, which is a vital element for any good speech.

---

*Unit 11: Group Discussion Part 2*

- Let's continue with the example, 'black'. Which places do you find black color in common? Black color will manifest wherever there is darkness, and darkness is mostly found in rural places, graveyard, and forests.
- **BELIEFS:** Beliefs are people's perceptions, opinion, or faith. It is something in which some people believe without asking for evidence or logic.
  - Beliefs vary from person to person, from culture to culture, and from nation to nation.
  - While speaking on beliefs, as a speaker, please make it a point not to hurt the sentiments of the audience as it will not add any value to the speech but it will surely make you a bad speaker.
  - In our example, we have 'black' as the topic.
  - Think of the ways in which black is associated to our faith and beliefs.
  - Almost all cultures have the habit of depicting demons in black, which compels us to wonder how this common trend spread across all cultures far and wide since the ancient past.
- **EVENTS:** In this section, think of past incidents, festivals, or important occasions that have happened or are upcoming in our society. Try to form a connection between the events and the subject of your speech.
  - One can relate any incident to the subject, provided the association of the subject with the event makes sense.
  - For example, if the topic is 'light', then we can cite the example of the festival Diwali, where light is the center of the entire celebration.
- **ACTION:** It is always possible to think of an action related to the subject of our speech. In this section, however, you can talk of people's perceptions and attitudes or reactions in general to the subject of your speech.
  - As a speaker, you can talk of how the subject of the speech conveys different attitudes or reactions of people.
  - For example, 'black out' can mean loss of light and also shock. 'He suffered a black-out on learning about his best friend's tragic death.' This way, we have used the color 'black' as a means to convey an emotion.
- **NATURE:** This is one of the most interesting sections, and one section where you will never fall short of ideas as a speaker.
  - In this section, the speaker has to just look around himself/herself and ideas will come running incessantly to him/her.
  - We have to think of how nature is associated to the subject of our speech and what message is conveyed by nature through that association.
  - For example, for a topic like 'water', one can talk about how water is the elixir of life and why nature has kept water on earth in limited quantity.
- **SCIENTIFIC:** As a speaker, think of all scientific facts or knowledge that relates to the subject of your speech.
  - There will be a lot of scientific content that can relate to the subject.
  - For example, if we have 'light' as topic, we can talk of it as being a wave and a radiation.
  - Innovative speakers, at times, also talk about the dual nature of light as a wave and a particle, and relate it to the two-faced nature of people in the world.
  - That shows creativity and fetches bonus points from evaluators.

---

## 11.6 VAP Approach

The VAP approach, which stands for Viewpoints, Arguments, and Prioritization, is a structured method commonly used in group discussions to facilitate productive and organized conversations. It helps to ensure that different perspectives are considered, arguments are presented effectively, and priorities are established.

- **VIEWPOINTS:** -The first step is to allow each participant to express their viewpoint on the topic of discussion. This ensures that everyone's thoughts and opinions are heard and acknowledged. Each participant can take turns sharing their initial viewpoint, allowing for a diverse range of perspectives to be presented. Encourage participants to consider different angles, backgrounds, and experiences when presenting their viewpoints.
- **ARGUMENTS:** -Once the viewpoints have been shared, the next step is to delve deeper into the topic by presenting arguments and supporting evidence. Promote respectful and constructive dialogue among participants. Participants can present logical reasoning, facts, personal experiences, or any other relevant information to support their viewpoint. Allows participants to respond to each other's arguments and engage in a thoughtful exchange of ideas. Encourage participants to back up their arguments with relevant evidence, data, or examples. This adds credibility to their points and helps to strengthen the overall discussion.
- **PRIORITISATION:** -After all viewpoints and arguments have been presented, the group can move on to prioritizing the various perspectives or solutions. Through this process, the group can collectively determine which viewpoints or solutions are the most compelling or relevant. This step involves considering the strengths and weaknesses of each viewpoint, as well as the potential impact or feasibility of different options. The group can discuss and evaluate the arguments in light of the overall goals or objectives of the discussion. This will provide a common framework for decision-making. However, if a unanimous decision is not achievable, consider alternative decision-making methods such as voting or delegating the final decision to a designated authority.

### Features of VAP Approach

The VAP approach encompasses several key features that make it a valuable tool for structured group discussions:

- Ñ **Inclusivity:** The VAP approach ensures that all participants have an opportunity to express their viewpoints. It promotes an inclusive environment where diverse perspectives are valued and respected, allowing for a comprehensive exploration of the topic.
- Ñ **Structured framework:** The approach provides a structured framework for organizing the discussion. It breaks down the process into three distinct stages – viewpoints, arguments, and prioritization – which helps maintain focus and clarity throughout the conversation.
- Ñ **Critical thinking:** By encouraging participants to present arguments and evidence to support their viewpoints, the VAP approach fosters critical thinking skills. It prompts participants to think analytically, evaluate information, and engage in logical reasoning to substantiate their positions.
- Ñ **Respectful dialogue:** The VAP approach emphasizes respectful and constructive dialogue. It encourages participants to listen actively to each other, respond thoughtfully, and avoid personal attacks. This creates a positive and collaborative atmosphere where ideas can be exchanged without hostility.

- Ñ **Evidence-based decision-making:** By incorporating arguments and supporting evidence, the VAP approach promotes evidence-based decision-making. Participants are encouraged to consider facts, data, and relevant information when presenting their viewpoints, leading to more informed and rational decision-making processes.
- Ñ **Prioritization and consensus-building:** The final stage of the VAP approach focuses on prioritizing viewpoints and reaching a consensus whenever possible. It involves evaluating the strengths and weaknesses of different perspectives, considering the overall goals or criteria, and facilitating discussions to identify common ground or compromises.
- Ñ **Goal-oriented discussions:** The VAP approach ensures that discussions remain goal-oriented. It helps align the conversation with specific objectives, whether it's problem-solving, decision-making, brainstorming, or exploring various options. This ensures that the group remains focused and works towards achieving the desired outcomes.

### Importance of VAP Approach

The VAP approach ensures that all participants have the opportunity to express their viewpoints. This inclusivity allows for a more comprehensive exploration of the topic, considering a wide range of perspectives and ideas. It helps prevent the dominance of a single viewpoint, leading to a more holistic and well-rounded discussion. By structuring the discussion around arguments and evidence, the VAP approach fosters critical thinking skills among participants. It encourages them to analyze information, evaluate the strengths and weaknesses of different viewpoints, and engage in logical reasoning. This promotes a deeper understanding of the topic and helps participants make more informed and thoughtful contributions. The VAP approach promotes respectful and constructive dialogue among participants. It encourages active listening, thoughtful responses, and the exchange of ideas. By providing a structured framework, it facilitates effective communication and collaboration within the group. Participants can build upon each other's arguments, address counterpoints, and work together towards a shared understanding or decision. The VAP approach helps streamline the discussion by providing a structured framework. It ensures that the conversation stays focused on the topic at hand, preventing tangents or unrelated discussions. The systematic progression through viewpoints, arguments, and prioritization helps manage time effectively, ensuring that all relevant aspects are addressed within the allotted timeframe.

By following the VAP approach, group discussions can become more structured, inclusive, and focused. It allows for a systematic exploration of different viewpoints, encourages critical thinking, and facilitates decision-making by prioritizing the most relevant arguments or perspectives. By employing this approach, groups can conduct more productive and meaningful discussions, leading to better outcomes and stronger collaboration among participants.

## 11.7 PROS of Group Discussion

Group discussions offer several benefits, making them an effective tool in various settings. Some of the pros of group discussions include:

- **Diverse Perspectives:** Group discussions bring together individuals with different backgrounds, experiences, and knowledge. This diversity of perspectives can lead to a broader range of ideas and solutions. Different viewpoints can enhance creativity and innovation.
- **Problem-solving:** When faced with complex problems, group discussions can lead to collaborative problem-solving. Multiple minds working together can generate creative solutions and strategies.
- **Stimulates critical thinking:** Engaging in a group discussion encourages participants to analyze information critically, challenge assumptions, and explore alternative viewpoints. This fosters a deeper understanding of the subject matter.
- **Learning opportunities:** Participants can learn from each other, acquiring new knowledge, skills, and perspectives that they might not have gained individually.



- 
- **Enhanced Decision Making:** Group discussions allow for thorough exploration of various options and considerations. Group members can combine their strengths, skills, and expertise to solve complex problems more effectively. The collaborative nature of group discussions can foster a sense of teamwork and camaraderie.
  - **Skill Development:** Engaging in group discussions can help develop essential skills such as communication, active listening, persuasion, and critical thinking. Participants have opportunities to express their thoughts, present arguments, and defend their viewpoints. These interactions contribute to personal growth and the acquisition of valuable skills.
  - **Brainstorming and Problem Solving:** Group discussions are particularly effective for brainstorming sessions and problem-solving activities. The collective brainstorming process allows for the generation of a larger number of ideas, as one person's idea may spark creativity in others. Group members can build upon and refine ideas, leading to innovative solutions.
  - **Improved Creativity and Innovation:** Group discussions provide an environment that encourages creativity and innovation. The collective brainstorming and idea-sharing process can lead to novel and imaginative solutions. Group members can inspire each other, sparking new perspectives and approaches that may not have been considered individually.
  - **Enhanced Team Building:** Group discussions offer opportunities for team building and fostering positive relationships among participants. Collaboration and shared decision-making experiences can strengthen interpersonal connections, trust, and camaraderie. This can contribute to a more cohesive and productive team environment.

## **11.8 CONS of Group Discussion**

While group discussions have numerous advantages, they also come with some potential drawbacks. Some of the cons of group discussions include: -

- **Time-consuming:** Group discussions can sometimes take longer than individual decision-making processes. The need to accommodate multiple perspectives, reach a consensus, and manage discussions can prolong the decision-making timeline. It can be challenging to coordinate schedules and find a time that works for all participants.
- **Dominant Personalities:** In group discussions, certain individuals may dominate the conversation, overpowering others and inhibiting their participation. This can lead to unequal distribution of ideas and perspectives. Shy or introverted individuals may feel hesitant to contribute, reducing the diversity of inputs and potentially limiting the quality of outcomes.
- **Groupthink:** Group discussions run the risk of succumbing to groupthink, a phenomenon in which the desire for consensus overrides critical thinking. In an attempt to maintain harmony or conform to social norms, participants may suppress dissenting opinions or fail to critically evaluate ideas. This can lead to suboptimal decisions or missed opportunities for innovation.
- **Conflicts and Disagreements:** Group discussions can give rise to conflicts and disagreements. Differences in opinions, values, or communication styles may lead to tensions within the group. Resolving conflicts can be time-consuming and challenging, potentially hindering progress and cooperation.
- **Unequal Participation:** While group discussions can encourage participation, they can also result in uneven contributions. Some individuals may dominate the conversation, while others may be less involved or hesitant to speak up. Unequal participation can lead to valuable perspectives being overlooked or underrepresented.

---

*Unit 11: Group Discussion Part 2*

- **Social Pressure and Conformity:** Group dynamics can exert social pressure on individuals to conform to the majority opinion or adopt a popular viewpoint. This conformity can stifle independent thinking and discourage dissenting opinions. It is essential to create an environment that values diverse perspectives and encourages respectful dissent.
- **Decision-Making Challenges:** Group discussions can sometimes face challenges when it comes to decision-making. Consensus may be difficult to achieve, leading to compromises that may not fully satisfy all participants. Additionally, the decision-making process can be time-consuming and may require additional meetings or follow-up discussions.
- **Information Overload:** Group discussions involving a large number of participants or complex topics can lead to information overload. The sheer volume of ideas, opinions, and arguments can be overwhelming, making it difficult to process and evaluate all the information. Effective facilitation and techniques such as summarizing key points can help manage information overload.

### Summary

- Group discussion topics can cover a wide range of subjects, including social issues, current affairs, scientific advancements, ethical dilemmas, business strategies, technology trends, literature, education, politics, and more.
- The ultimate goal of a group discussion is to collectively explore a topic, gain different perspectives, challenge assumptions, and arrive at informed conclusions or solutions. It helps develop critical thinking, communication, and interpersonal skills, while also promoting teamwork, empathy, and the ability to consider diverse viewpoints.
- Group discussions are a common activity in various domains, including education, business, and social settings. Generating points for different types of group discussion topics can be helpful in structuring your thoughts and presenting your ideas effectively.
- The keyword approach refers to a method of information retrieval or search engine optimization (SEO) that involves targeting specific keywords or terms to optimize content visibility and relevancy.
- Implementing the keyword approach enables businesses and content creators to track and analyse their performance. Therefore, by incorporating keywords strategically, businesses and content creators can maximize their online presence and effectively connect with their intended audience.
- The SPELT approach enhances group discussions by empowering individual voices, developing social skills, exposing participants to diverse viewpoints, enhancing problem-solving abilities, developing leadership skills, improving retention and understanding, and promoting higher-level thinking skills.
- To handle the abstract topics and deliver a speech confidently, we adopt “POPBEANS” technique,
- The VAP approach, which stands for Viewpoints, Arguments, and Prioritization, is a structured method commonly used in group discussions to facilitate productive and organized conversations.
- By following the VAP approach, group discussions can become more structured, inclusive, and focused.
- It's essential to have effective moderation and facilitation during group discussions to ensure that everyone has an opportunity to speak, prevent dominance by a few individuals, and maintain a productive and respectful atmosphere.

- To address the cons associated with group discussion, it is essential to have skilled facilitators who can manage the dynamics of the group effectively, encourage balanced participation, and guide the discussion towards productive outcomes. Additionally, establishing clear goals and guidelines for the discussion beforehand can help mitigate some of the challenges.

### **Keywords**

- Group discussion
- SPELT Approach
- VAP Technique
- POPBEANS Technique

### **Self Assessment**

1. Which type of group discussion topic involves exploring potential solutions to a specific problem?
  - A. Debate topics
  - B. Reflective topics
  - C. Problem-solving topics
  - D. Informative topics
2. Which type of group discussion topic involves discussing different perspectives on a controversial issue?
  - A. Debate topics
  - B. Reflective topics
  - C. Problem-solving topics
  - D. Informative topics
3. Which type of group discussion topic involves sharing personal experiences and reflections?
  - A. Debate topics
  - B. Reflective topics
  - C. Problem-solving topics
  - D. Informative topics
4. Which type of group discussion topic involves brainstorming ideas for a creative project or initiative?
  - A. Debate topics
  - B. Reflective topics
  - C. Problem-solving topics
  - D. Creative topics
5. How does the point generation technique contribute to a more comprehensive discussion?
  - A. By discouraging diverse perspectives and ideas
  - B. By limiting the number of points or ideas generated

---

*Unit 11: Group Discussion Part 2*

---

- C. By encouraging participants to think critically and generate multiple viewpoints
  - D. By focusing solely on one participant's ideas and disregarding others.
6. How can participants enhance the effectiveness of the point generation technique?
- A. By monopolizing the conversation and disregarding others' contributions
  - B. By actively listening to others and building upon their ideas
  - C. By avoiding active participation and engagement
  - D. By focusing solely on personal opinions and perspectives
7. What is the role of facilitation in utilizing the point generation technique?
- A. To encourage interruptions and talking over others
  - B. To limit the number of points generated
  - C. To create a supportive environment where all participants feel comfortable sharing their ideas
  - D. To discourage collaboration and teamwork
8. How can participants ensure that all generated points are captured and discussed?
- A. By disregarding certain points and focusing on personal opinions
  - B. By encouraging interruptions and side conversations
  - C. By actively listening and taking notes on all points shared
  - D. By criticizing and challenging opposing viewpoints
9. What is the purpose of using the keyword approach in group discussions?
- A. To limit the discussion to a single keyword or concept
  - B. To discourage active participation and engagement
  - C. To dominate the conversation and control the discussion
  - D. To explore various ideas and perspectives related to a specific keyword
10. How does the keyword approach work in group discussions?
- A. Participants take turns speaking without interruption
  - B. Participants focus solely on personal opinions and perspectives
  - C. Participants explore different aspects and dimensions related to a chosen keyword
  - D. Participants remain silent and refrain from contributing
11. What is the benefit of using the keyword approach in group discussions?
- A. It limits the number of ideas and perspectives shared
  - B. It discourages collaboration and teamwork
  - C. It encourages participants to explore different angles and connections related to the keyword
  - D. It leads to conflicts and disagreements among group members
12. How can participants ensure that the discussion remains focused on the chosen keyword?

- A. By disregarding certain ideas and perspectives that are not directly related to the keyword
- B. By encouraging interruptions and side conversations
- C. By actively listening and redirecting the discussion back to the keyword when needed
- D. By criticizing and challenging opposing viewpoints

13. What is the role of facilitation in discussing the pros and cons in a group discussion?

- A. To encourage interruptions and talking over others
- B. To limit the discussion to a single perspective
- C. To guide the discussion and ensure balanced consideration of pros and cons
- D. To discourage collaboration and teamwork

14. How can participants ensure a fair and balanced discussion of the pros and cons?

- A. By disregarding opposing viewpoints and focusing solely on the advantages
- B. By encouraging interruptions and side conversations
- C. By actively listening and giving equal weight to both pros and cons
- D. By criticizing and dismissing ideas that contradict their own viewpoint

15. What is the potential drawback of focusing too much on the cons during a discussion?

- A. It discourages critical evaluation and analysis of ideas
- B. It limits the exploration of different perspectives and possibilities
- C. It leads to conflicts and disagreements among group members
- D. It disregards the importance of considering opposing viewpoints

### **Answer for Self Assessment**

- |       |       |       |       |       |
|-------|-------|-------|-------|-------|
| 1. C  | 2. A  | 3. B  | 4. D  | 5. C  |
| 6. B  | 7. C  | 8. C  | 9. D  | 10. C |
| 11. C | 12. C | 13. C | 14. C | 15. B |

### **Review Questions**

1. Explain the various aspects of different types of group discussion.
2. Explain briefly the types of group discussion.
3. What are the different point generation techniques for all types of group discussion?
4. Discuss briefly about Keyword approach.
5. Define SPELT approach and also explain its significance in one's life.
6. Explain the concept of VAP approach.
7. How one can efficiently utilize the POPBEANS technique to explain about a topic?
8. Write a short note on pros of group discussion.
9. 'There are so many advantages associated with GD but still there are some cons associated with GD' - Explain.

**Further Readings**

<https://www.shiksha.com/online-courses/articles/what-are-different-types-of-group-discussion/>

<https://ctb.ku.edu/en/table-of-contents/leadership/group-facilitation/group-discussions/main>

<https://www.mempowered.com/mnemonics/keyword-method>

<https://insideim.com/how-to-crack-group-discussion-do-s-and-don-ts>

<https://aspiringyouths.com/advantages-disadvantages/group-discussion/>

## Unit 12: Interview Skills Part 1

### CONTENTS

Objectives

Introduction

12.1 SWOT Analysis

12.2 Self Assessment

12.3 Self Assessment through SWOT analysis

12.4 Pre-Interview Preparation

12.5 Elements of Self-Introduction

Summary

Keywords

Self Assessment

Answer for Self Assessment

Review Questions

Further Readings

### Objectives

After studying this unit, you will be able to:

- explain the fundamental of interview skills and SWOT analysis;
- identify the meaning of self-assessment and how self-assessment can be conducted through SWOT analysis;
- Explain about pre-interview preparation;
- Understand about different elements of self -introduction.

### Introduction

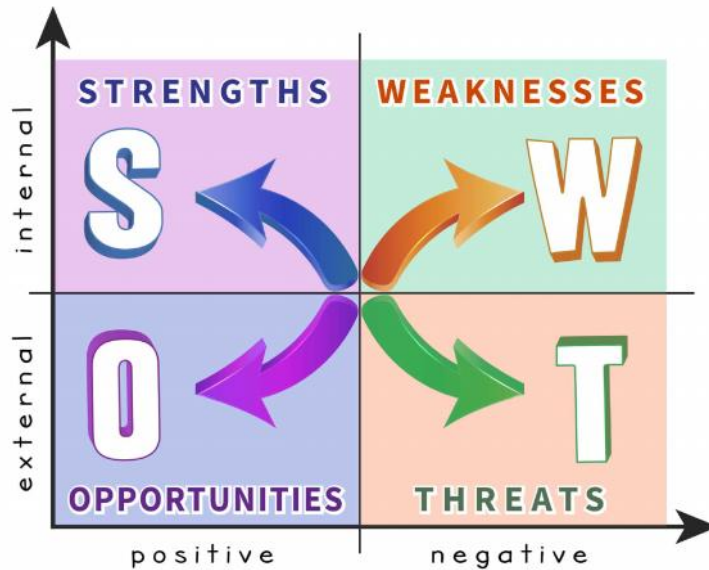
Interviews are an essential part of the job application process, as they provide employers with an opportunity to assess a candidate's qualifications, skills, and suitability for a particular role. Mastering interview skills is crucial for anyone seeking employment or career advancement. A successful interview not only depends on having the right qualifications but also on your ability to communicate effectively, showcase your strengths, and demonstrate your potential as a valuable team member.

Before any interview, thorough preparation is essential. This includes research into companies, understanding job requirements, and preparing for the type of questions you may be asked. Professional dressing and displaying positive body language can have a significant impact on interviewers' perception of you. Keep eye contact, provide firm handshakes and stand up securely can convey your interest and professionalism. During the interview, effective communication is crucial. You must clearly and concisely describe your experiences, skills and achievements. Avoid using jargon and overly technical language and emphasize the presentation of your qualifications in a way that matches the roles you are applying for. Interviews can be nerve-wracking, but learning stress management and relaxation techniques will help you perform better. Take a deep breath, maintain a positive mindset, and remember that the interview is also an opportunity to assess whether the company and the role are right for you.

By mastering these interview skills, you can increase your chances of making a positive impact on the interviewer and ultimately securing the job you desire. Remember, practice and preparation are key to success in any interview setting. Good luck in your job search.

## 12.1 SWOT Analysis

SWOT analysis is a strategic planning tool used by organizations to evaluate and understand their internal strengths and weaknesses, as well as external opportunities and threats. It stands for Strengths, Weaknesses, Opportunities, and Threats. By conducting a SWOT analysis, businesses can gain valuable insights that help them make informed decisions, develop effective strategies, and capitalize on their strengths while addressing their weaknesses and potential risks.



Here's a breakdown of each component of a SWOT analysis:

1. **Strengths:** These are the internal factors or attributes that give an organization a competitive advantage over its competitors. These could be qualities such as a strong brand reputation, talented workforce, advanced technology, unique products or services, efficient processes, or loyal customer base. Identifying strengths helps organizations recognize their key assets and capabilities.
2. **Weaknesses:** Weaknesses are internal factors that hinder an organization's performance or put it at a disadvantage. These could include lack of resources, outdated technology, inadequate skills or expertise, poor customer service, or inefficiencies in processes. Understanding weaknesses helps organizations identify areas that need improvement and possible areas of vulnerability.
3. **Opportunities:** Opportunities are external factors or situations in the market or industry that can be leveraged to an organization's advantage. These could include emerging trends, untapped markets, changing customer needs, advancements in technology, or favorable government policies. Recognizing opportunities allows organizations to capitalize on potential growth areas.
4. **Threats:** Threats are external factors or challenges that can negatively impact an organization's performance or sustainability. These could include intense competition, economic downturns, changes in regulations, shifts in consumer preferences, or disruptive technologies. Identifying threats helps organizations be prepared and develop strategies to mitigate risks.



In order to conduct SWOT analysis, organizations typically gather relevant data from various sources, such as internal reports, customer feedback, market studies, competitor analysis, and industry trends. Analysis can be performed for a single project, product, or department of the organization as a whole. Once the SWOT analysis is completed, companies can use the results to formulate strategic plans, set targets, use more effective resources, and make informed decisions to improve overall performance and competitiveness. The SWOT analysis should be updated regularly to adapt to changing market conditions and ensure that strategies remain relevant.

## 12.2 SelfAssessment

Self-assessment is a process of introspection and self-reflection where individuals assess their own strengths, weaknesses, skills, values, interests, and accomplishments. It involves critically evaluating one's personal characteristics and performance in various areas of life, such as career, education, relationships, and personal development. Self-assessment is a valuable tool for personal growth, career development, and setting meaningful goals.

Here's a detailed explanation of the self-assessment process:

- ❖ **Purpose:** The primary purpose of self-assessment is to gain a deeper understanding of oneself. It helps individuals identify their unique qualities, skills, and areas for improvement. Self-assessment can be particularly useful for career planning, as it allows individuals to align their aspirations with their abilities and interests.
- ❖ **Reflection:** Self-assessment begins with reflection. It involves taking time to think about and analyze past experiences, achievements, challenges, and behavior. Questions to ask oneself during reflection might include:
  - What are my proudest accomplishments?
  - What are my core values and beliefs?
  - What activities make me feel fulfilled and energized?
  - What are my areas of expertise and skills?

What are my weaknesses or areas where I need improvement?
- ❖ **Skills and Strengths:** Identifying and understanding one's strengths and skills are essential aspects of self-assessment. These could be technical skills related to a profession, soft skills like communication, problem-solving, leadership, or personal strengths like resilience, adaptability, or creativity.
- ❖ **Areas for Improvement:** Acknowledging weaknesses or areas where improvement is needed is equally important. Self-assessment encourages individuals to be honest with themselves about the aspects of their personality or skills that might require further development.
- ❖ **Interests and Passions:** Assessing one's interests and passions helps individuals align their personal and professional goals with activities they genuinely enjoy. When individuals pursue careers or hobbies aligned with their passions, they tend to be more motivated and fulfilled.
- ❖ **Goal Setting:** Based on the insights gained from self-assessment, individuals can set realistic and meaningful goals for personal and professional development. These goals should be specific, measurable, achievable, relevant, and time-bound (SMART).
- ❖ **Career Development:** In the context of career planning, self-assessment helps individuals identify suitable career paths and job roles that align with their skills, interests, and values. It can also be valuable for resume building and during job interviews, as it helps individuals articulate their strengths and achievements.
- ❖ **Personal Growth:** Self-assessment is not limited to career-related aspects; it also plays a vital role in personal growth. By understanding their behavior, emotions, and values, individuals can work on improving their relationships, decision-making skills, and overall well-being.

- 
- ❖ **Feedback and Validation:** While self-assessment is primarily about introspection, seeking feedback from trusted mentors, friends, or colleagues can provide valuable perspectives and validate some of the self-assessment findings.
  - ❖ **Continuous Process:** Self-assessment is not a one-time activity; it is an ongoing process. As individuals grow, gain new experiences, and achieve their goals, it is essential to reassess and update their self-perception and objectives.

Overall, self-assessment is a powerful tool for personal and professional development, allowing individuals to understand themselves better, make informed decisions, and lead a more fulfilling and purpose-driven life.

### 12.3 SelfAssessment through SWOT analysis

Using SWOT analysis for self-assessment can be a highly effective way to gain insights into your personal strengths, weaknesses, opportunities, and threats. Here's a step-by-step guide on how to do a self-assessment using SWOT analysis:

- **Identify Your Objective:** Clarify the purpose of your self-assessment. Determine what specific aspect of your life you want to assess, such as your career, personal growth, educational goals, or overall well-being.
- **Create the SWOT Framework:** Draw a table or divide a piece of paper into four quadrants labeled "Strengths," "Weaknesses," "Opportunities," and "Threats."
- **Strengths (Internal - Positive):** Begin by identifying your internal strengths, which are positive attributes or characteristics that give you an advantage in achieving your objective. These could include your skills, knowledge, personal qualities, achievements, or experiences.
- **Weaknesses (Internal - Negative):** Next, examine your internal weaknesses, which are areas where you may lack certain skills, experience limitations, or face challenges. Be honest and critical in identifying these areas, as it will help you develop strategies for improvement.
- **Opportunities (External - Positive):** Move on to identifying external opportunities, which are favorable factors or circumstances in your environment that you can leverage to your advantage. These could include networking opportunities, new learning experiences, or openings in your field of interest.
- **Threats (External - Negative):** Finally, consider external threats, which are factors in your environment that may hinder your progress or pose challenges. These could include competitive job markets, economic uncertainties, or personal obstacles.
- **Analyze and Reflect:** Once you have completed the SWOT analysis, take time to analyze the findings and reflect on the implications for your personal growth or goals. Consider how your strengths can help you overcome weaknesses, how you can take advantage of opportunities, and how you can mitigate threats.
- **Set Goals and Action Plans:** Based on your analysis, set specific goals for personal development or improvement. Use your strengths to capitalize on opportunities, address your weaknesses through learning and skill development, and devise strategies to overcome or minimize potential threats.
- **Monitor Progress:** As you work towards your goals, continuously monitor your progress and update your SWOT analysis as needed. Regularly reassessing your strengths, weaknesses, opportunities, and threats will help you stay focused on your development journey.
- **Seek Feedback:** Don't hesitate to seek feedback from trusted friends, mentors, or colleagues. Their perspectives can provide valuable insights and help validate or refine your self-assessment.

Remember that self-assessment using SWOT analysis is an iterative process. It may require multiple revisions as you gain new experiences and insights. Embrace self-awareness and be open to continuous learning and growth.

## 12.4 Pre-Interview Preparation

Preparing for an interview is essential to make a positive impression and increase your chances of success. Thorough preparation is key to boosting your confidence and performance during the interview. Practice, research, and self-reflection will help you showcase your qualifications effectively and leave a lasting impression on the interviewer. Pre-interview preparation is a comprehensive process that involves researching, practicing, and strategizing to ensure you present yourself effectively and confidently during the interview. Here's a detailed explanation of each step in pre-interview preparation: -

1. **Research the Company:** Visit the company's website to understand their mission, values, products, and services.
  - Look for recent news, press releases, and any updates about the company's performance or expansion plans.
  - Familiarize yourself with the company's culture and work environment by reading reviews on platforms like Glassdoor.
  - Understand the company's position in the industry and any major competitors.
2. **Know the Job Description:** Thoroughly review the job description to identify the key responsibilities, required skills, and qualifications.
  - Make a list of the skills and experiences you possess that match the job requirements.
  - Prepare specific examples from your past experiences that demonstrate your proficiency in the required skills.
3. **Prepare Your Resume:** Update your resume with your most recent experiences and achievements.
  - Tailor your resume to highlight the most relevant skills and accomplishments for the specific job.
  - Be ready to discuss any information on your resume in detail during the interview.
4. **Practice Common Interview Questions:** Practice answering common interview questions such as "Tell me about yourself," "What are your strengths and weaknesses?" and "Why do you want to work here?"
  - Craft concise and compelling responses that showcase your qualifications and enthusiasm for the role.
5. **Bring Necessary Documents:** Carry multiple copies of your resume, a notepad, and a pen to take notes during the interview.
  - Organize any additional documents, such as references or certifications, if required.
6. **Practice Interview Etiquette:** Practice good interview etiquette, such as giving a firm handshake (if in person), maintaining eye contact, and using polite language.
  - Show respect and professionalism in all interactions, including with receptionists or other staff.
7. **Stay Calm and Confident:** Manage interview anxiety by practicing deep breathing or visualization techniques before the interview.
  - Remind yourself of your qualifications and strengths to boost your confidence.
8. **Follow Up:** After the interview, send a thank-you email within 24 hours expressing appreciation for the opportunity to interview.
  - Reiterate your interest in the position and briefly mention something specific from the interview that you found interesting or exciting.

---

By diligently preparing for the interview, you'll present yourself as a competent and qualified candidate, increasing your chances of making a positive and lasting impression on the interviewers. Each interview is an opportunity to showcase your skills and fit for the role, so prepare well and present yourself in the best possible light.

## **12.5 Elements of Self-Introduction**

A self-introduction is a brief statement or introduction that individuals use to present themselves to others, providing essential information about who they are. It serves as an initial way to establish a connection and provide a general overview of one's background, interests, and goals. Self-introductions are commonly used in various settings, such as job interviews, networking events, social gatherings, or when meeting new people. Few of the important elements of self-introduction are as follows: -

- **Greeting:** Start with a warm and friendly greeting to establish a positive tone and make a good first impression.
- **Name and Background:** Introduce yourself by stating your full name and provide relevant information about your background, such as your educational qualifications, professional experience, or any notable achievements. This helps others understand your expertise and establishes credibility.
- **Personal Interests:** Share a few interests or hobbies that reflect your personality and make you more relatable. It can help initiate conversations and find common ground with others.
- **Skills and Expertise:** Highlight your key skills, expertise, or strengths that are relevant to the situation or the purpose of the introduction. This could include technical skills, leadership abilities, problem-solving capabilities, or any other strengths that set you apart.
- **Accomplishments:** Briefly mention any notable achievements or experiences that demonstrate your capabilities or showcase your past successes. This can help build credibility and generate interest in your introduction.
- **Unique Qualities or Attributes:** Share a few personal traits or qualities that define you. Focus on positive attributes like being a team player, creative thinker, or excellent communicator. Unique qualities or attributes can help others understand your character and how you can contribute to a particular context.
- **Professional Background:** Provide a brief overview of your professional background, including your current or previous job roles, industries you have worked in, or any significant projects you have been involved in. This helps establish your professional expertise and experience.
- **Networking or Collaborative Goals:** If the self-introduction is in a networking or professional context, you can mention your interest in building connections, collaborating with like-minded individuals, or seeking opportunities for mutual growth. This shows your openness to networking and fostering professional relationships.
- **Humor or Personal Anecdote:** Depending on the situation and the atmosphere, incorporating a touch of humor or sharing a light-hearted personal anecdote can make your self-introduction more engaging and memorable. Just ensure that it is appropriate for the context.

Remember that the length and content of your self-introduction may vary depending on the situation. Tailor your introduction to suit the audience, purpose, and time constraints while still effectively conveying relevant information about yourself. Practice and refine your self-introduction to make it natural, authentic, and compelling that can make a lasting impression.

## **Summary**

- Mastering interview skills is crucial for anyone seeking employment or career advancement. A successful interview not only depends on having the right qualifications but also on your ability to communicate effectively, showcase your strengths, and demonstrate your potential as a valuable team member.
- Maintaining eye contact, offering a firm handshake, and sitting upright with confidence can convey your interest and professionalism.
- SWOT stands for Strengths, Weaknesses, Opportunities, and Threats.
- By conducting a SWOT analysis, businesses can gain valuable insights that help them make informed decisions, develop effective strategies, and capitalize on their strengths while addressing their weaknesses and potential risks.
- Self-assessment is a process of introspection and self-reflection where individuals assess their own strengths, weaknesses, skills, values, interests, and accomplishments. It involves critically evaluating one's personal characteristics and performance in various areas of life, such as career, education, relationships, and personal development.
- Pre-interview preparation is a comprehensive process that involves researching, practicing, and strategizing to ensure you present yourself effectively and confidently during the interview.
- A self-introduction is a brief statement or introduction that individuals use to present themselves to others, providing essential information about who they are. It serves as an initial way to establish a connection and provide a general overview of one's background, interests, and goals.

## **Keywords**

- Interview skills
- Self – assessment
- SWOT analysis
- Interview preparation
- Career development
- Self-Introduction

## **Self Assessment**

1. What does SWOT stand for in SWOT analysis?
  - A. Strengths, Weaknesses, Opportunities, Threats
  - B. Success, Weaknesses, Objectives, Tactics
  - C. Strategies, Weaknesses, Objectives, Targets
  - D. Strengths, Workflows, Opportunities, Techniques
2. What is the purpose of conducting a SWOT analysis for self-assessment?
  - A. To focus solely on strengths and opportunities
  - B. To discourage critical evaluation of personal weaknesses
  - C. To identify internal strengths and weaknesses and external opportunities and threats
  - D. To dominate the conversation and control the assessment process

3. Which category of SWOT analysis focuses on internal factors that are favorable to achieving personal goals?
- A. Strengths
  - B. Weaknesses
  - C. Opportunities
  - D. Threats
4. What is the benefit of conducting a SWOT analysis for self-assessment?
- A. It encourages self-reflection and introspection
  - B. It discourages self-awareness and personal growth
  - C. It leads to conflicts and disagreements with others
  - D. It limits the exploration of personal strengths and weaknesses
5. How can individuals use the findings from a SWOT analysis for self-improvement?
- A. By disregarding personal weaknesses and focusing solely on strengths
  - B. By avoiding critical evaluation and analysis of personal factors
  - C. By leveraging strengths, addressing weaknesses, and capitalizing on opportunities while mitigating threats
  - D. By dominating conversations and disregarding others' contributions
6. What is the purpose of pre-interview preparation?
- A. To make a good first impression and impress the interviewer
  - B. To discourage self-reflection and introspection
  - C. To gather information, research the company, and prepare for interview questions
  - D. To dominate the conversation and control the interview process
7. Which of the following is an essential step in pre-interview preparation?
- A. Arriving at the interview location early
  - B. Memorizing scripted answers to common interview questions
  - C. Avoiding any research about the company and its industry
  - D. Ignoring the job requirements and expectations
8. How can you prepare for questions about your strengths and weaknesses?
- A. By disregarding any weaknesses and only focusing on strengths
  - B. By avoiding any mention of strengths to appear modest
  - C. By reflecting on your strengths and weaknesses and providing honest and thoughtful responses
  - D. By criticizing and dismissing any weaknesses mentioned by the interviewer
9. What is the importance of reviewing your own resume or CV before an interview?
- A. To identify any inconsistencies or inaccuracies in your work history and qualifications

---

*Unit 12: Interview Skills Part 1*

---

- B. To disregard your own achievements and experiences
  - C. To avoid discussing your past experiences and achievements during the interview
  - D. To dominate the conversation and focus solely on personal achievements
10. What is the benefit of researching the company before an interview?
- A. It allows you to tailor your answers to what you think the interviewer wants to hear
  - B. It discourages critical evaluation and analysis of your own skills and qualifications
  - C. It demonstrates your interest and preparedness for the position
  - D. It limits the exploration of potential questions and topics during the interview
11. How can personal interests and hobbies be included in a self-introduction?
- A. By providing a detailed account of personal preferences
  - B. By mentioning random and unrelated hobbies
  - C. By sharing relevant interests that showcase one's personality or skills
  - D. By disregarding personal interests altogether
12. Why is it important to tailor a self-introduction to the specific context or audience?
- A. To provide excessive personal details and unrelated anecdotes
  - B. To ignore the audience and their interests
  - C. To ensure that the introduction is relevant and resonates with the audience
  - D. To dominate the conversation and disregard others' contributions
13. How can individuals make their self-introduction engaging and memorable?
- A. By speaking in a monotone voice and avoiding eye contact
  - B. By sharing irrelevant and unrelated personal stories
  - C. By using storytelling techniques and highlighting unique experiences or accomplishments
  - D. By dismissing personal strengths and only focusing on weaknesses
14. What is the benefit of practicing a self-introduction before delivering it?
- A. It discourages self-confidence and self-assurance
  - B. It leads to conflicts and disagreements with others
  - C. It helps improve delivery, clarity, and overall impact
  - D. It limits the exploration of different introduction styles and techniques
15. How long should a self-introduction typically be?
- A. A few seconds
  - B. Several minutes
  - C. Half an hour or more
  - D. There is no specific time limit

### **Answer for Self Assessment**

- |       |       |       |       |       |
|-------|-------|-------|-------|-------|
| 1. A  | 2. C  | 3. A  | 4. A  | 5. C  |
| 6. C  | 7. A  | 8. C  | 9. A  | 10. C |
| 11. C | 12. C | 13. C | 14. C | 15. B |

### **Review Questions**

1. Define the term 'Self-assessment'.
2. Explain the concept of SWOT.
3. What is the significance of interview skills?
4. How self-assessment can be performed using the SWOT analysis?
5. Explain the different strategies involved in the process of pre-interview preparation.
6. Define and explain the various elements of self-introduction.



### **Further Readings**

<https://www.coursera.org/articles/interviewing-skills>

<https://teaching.cornell.edu/teaching-resources/assessment-evaluation/self-assessment>

<https://slidemodel.com/personal-swot-analysis-quick-guide/#::~:~:text=Personal%20SWOT%20Opportunity%20Analysis%20Example,how%20to%20make%20a%20website.>

<https://blog.hubspot.com/marketing/interview-preparation-checklist>

<https://techjobsfair.com/ways-introduce-yourself-professionally-casually/>



## Unit 13: Interview Skills Part 2

### CONTENTS

Objectives

Introduction

13.1 Types of Interview Questions

13.2 Questions Related to Knowledge

13.3 Skills and Attitude

13.4 Successful Answering Techniques

Summary

Keywords

Self Assessment

Answer for Self Assessment

Review Questions

Further Readings

### Objectives

After studying this unit, you will be able to:

- explain the fundamental nature of interview questions and various types of interview questions;
- identify the questions related to knowledge;
- explain the skills and attitude required during interviews as well as understand about the successful answering techniques.

### Introduction

Interview questions are asked for several reasons. The primary purpose is for the interviewer to gather information and assess your qualifications, skills, experience, and fit for the position and the company. The questions help the interviewer evaluate your suitability for the role and make informed hiring decisions. Employers ask interview questions to evaluate whether candidates have the necessary qualifications, skills, and knowledge required for the position. They want to determine if you have the expertise and experience to perform the job effectively. Employers also use interview questions to assess how well candidates fit within the company culture and work environment. They want to gauge if your values, work style, and personality align with their organization and team dynamics.

Interview questions help employers predict how well you might perform in the role. By asking about past experiences, problem-solving abilities, and hypothetical scenarios, they can gauge your decision-making skills, problem-solving capabilities, and critical thinking abilities. Interview questions provide an opportunity for employers to verify the information provided in your resume or application. They may ask about specific achievements, projects, or responsibilities to ensure the accuracy of your claims. Effective communication is vital in most job roles. Interview questions allow employers to evaluate your communication skills, both verbal and written. They want to see if you can articulate your thoughts clearly, listen actively, and express ideas effectively.

These questions also make employers understand your motivation for the role and assess your level of interest. They want to determine if you are genuinely enthusiastic about the position and if it aligns with your long-term career goals. By asking similar or standardized questions to all

---

candidates, employers can compare the responses and make a more informed decision. It allows them to assess each candidate's strengths, weaknesses, and suitability for the role. Interview questions also serve as a way to engage in a conversation and build rapport between the interviewer and candidate. It provides an opportunity to establish a connection and gain insight into your personality beyond what is on your resume.

### 13.1 Types of Interview Questions

Interview questions can be categorized into several types, each serving a specific purpose in assessing a candidate's qualifications, skills, and fit for a particular role. Here are some common types of interview questions: -

- **Behavioral Questions:** These questions aim to understand how a candidate behaved in past situations, which can indicate their potential future behavior in similar circumstances. They often start with phrases like "Tell me about a time when..." or "Describe a situation when..." For example: "Tell me about a time when you had to deal with a difficult coworker and how you handled it?"
- **Situational Questions:** Similar to behavioral questions, situational questions assess how candidates would handle hypothetical scenarios relevant to the job they are applying for. These questions allow employers to evaluate a candidate's problem-solving abilities and critical thinking. For instance: "What would you do if you had conflicting deadlines and both projects were equally important?"
- **Technical Questions:** These questions assess a candidate's knowledge and expertise in specific technical areas related to the job. Technical questions can be highly specific and might involve problem-solving exercises, coding challenges, or discussions of technical concepts.
- **Traditional Questions:** These are straightforward questions about your background, qualifications, and career goals. They provide an opportunity to highlight your skills and experience. Examples include: "Why are you interested in this position?" or "Tell me about your previous work experience."
- **Competency-based Questions:** These questions evaluate your skills and competencies required for the job. They focus on specific abilities such as leadership, teamwork, communication, or decision-making. An example of competency-based question could be, "Describe a time when you had to work collaboratively in a team to achieve a goal."
- **Personal Questions:** These questions are more open-ended and designed to get to know you as a person. They may ask about your hobbies, interests, or personal achievements outside of work. The purpose of personal question is to gauge your personality and see if you would be a good fit for the team.
- **Communication Questions:** These questions evaluate your communication skills, both verbal and written. They may ask you to describe a situation where you had to effectively communicate complex information or present your ideas to a diverse audience.
- **Industry or Company-specific Questions:** These questions are tailored to the industry or the specific company you're interviewing with. They may ask about industry trends, challenges, or the company's products/services to assess your knowledge and interest in the field.

Interviewers often use a combination of these question types to gain a well-rounded understanding of a candidate's suitability for the position. As a candidate, it's essential to prepare for various question types and showcase your skills and experiences effectively. It's important to note that the specific questions asked in an interview can vary depending on the industry, job level, and company culture. It's a good idea to prepare for a range of question types to ensure you're well-equipped to answer them effectively. Therefore, be authentic and concise in your responses, demonstrating your skills and qualifications while showcasing your personality and enthusiasm for the role.

## 13.2 Questions Related to Knowledge

Knowledge refers to the understanding, information, skills, and expertise that an individual acquires through learning, experience, observation, or study. It encompasses a wide range of facts, concepts, principles, and practical know-how in various domains or fields. Knowledge is not limited to academic or theoretical understanding. It can also include practical skills, tacit knowledge, and expertise gained through hands-on experience. Additionally, it can be built upon, updated, and expanded through continuous learning, exploration, and staying informed about the latest developments in a particular field.

It is important to note that while knowledge-based questions are valuable, they should be used in conjunction with other types of questions that assess the candidate's skills, experience, and overall fit for the role. A well-rounded interview process considers a combination of knowledge, skills, and personal attributes to make an informed hiring decision. Questions related to knowledge are important in interviews for several reasons: -

- **Assessing Competence:** Knowledge-based questions allow interviewers to evaluate the candidate's level of expertise in a particular field or subject. This helps determine whether the candidate possesses the necessary skills and knowledge required for the job.
- **Problem-Solving Abilities:** Knowledge-based questions often require candidates to apply their knowledge to solve problems or answer situational questions. This demonstrates their ability to think critically, analyze information, and make informed decisions.
- **Depth of Understanding:** By asking detailed knowledge-based questions, interviewers can gauge the depth of the candidate's understanding in a specific area. This provides insights into their level of expertise and their capacity to handle complex tasks or challenges.
- **Cultural Fit:** Depending on the industry or organization, knowledge-based questions can help assess a candidate's alignment with the company's culture, values, and goals. For instance, questions about industry trends or recent advancements can indicate the candidate's interest in staying updated and their commitment to continuous learning.
- **Differentiating Candidates:** Knowledge-based questions can help distinguish candidates who possess in-depth knowledge from those who have a superficial understanding. This enables interviewers to identify top performers who can contribute effectively to the organization's success.
- **Growth Potential:** Assessing a candidate's existing knowledge also provides insights into their potential for growth and development. Candidates with a solid foundation of knowledge can be trained and upskilled more effectively, as they already have a strong base to build upon.

### Technical Knowledge Based Questions

Technical interviews are a part of the hiring process for technical professionals: it's a highly focused and rigorous process that assesses your technical skills, personality, and problem-solving abilities. The purpose of a technical interview isn't to trick you with riddles, brainteasers, or impossible questions, but rather to see how you tackle real-world problems, such as those you may encounter once you get hired. Example of questions related to Technical Knowledge:-

- Can you explain the concept of object-oriented programming?
- How does a relational database work?
- How does a binary search algorithm work?

### Industry Specific Questions

Industry knowledge is critical for any job interview, but especially so for positions in sales, marketing, business development, and other customer-facing roles. Your ability to demonstrate that

you understand the ins and outs of your industry will show that you're a serious candidate who is invested in the role. Example of questions related to Industry-Specific Knowledge:-

- What are the current trends and challenges in the field of artificial intelligence?
- Can you explain the concept of blockchain technology and its potential applications?
- What are some recent advancements in renewable energy technologies?

### Domain Related Questions

Domain Knowledge is the knowledge of a specific, specialized discipline, profession, or activity, in contrast to general knowledge. When you have significant experience or knowledge about how a certain industry operates, it can often be translated into a job in the same industry. Domain knowledge is very useful to highlight in the job application process. Example of questions related to Domain-Specific Knowledge:

- What are the key principles of financial accounting?
- How does the human respiratory system work?
- What are the major functions of the central nervous system?

### Questions Related to General Knowledge

General knowledge is information that has been accumulated over time through various media and sources. It excludes specialized learning that can only be obtained with extensive training and information confined to a single medium. It is strongly associated with general intelligence and with openness to experience. Example of questions related to General Knowledge: -

- Who is the current president/prime minister of [country]?
- Can you name three Nobel Prize categories and provide an example of each?
- What is the significance of the Magna Carta in history?

Remember, the specific questions you ask will depend on the role and industry you are interviewing for. You can tailor the questions to suit the desired level of difficulty and the knowledge relevant to the position.

## 13.3 Skills and Attitude

Skills and attitude are two essential aspects that play a crucial role in personal and professional development. Let's take a closer look at each of them: -

**Skills:** Skills refer to the abilities, expertise, and proficiencies that individuals acquire through training, education, and experience. They are tangible and measurable qualities that enable individuals to perform specific tasks or jobs effectively. Skills can be broadly categorized into two types:

1. **Hard Skills:** These skills are specific and quantifiable abilities that are usually acquired through formal education, training, or hands-on experience. These skills are often essential for performing specific tasks or jobs. Examples of hard skills can vary widely depending on the industry or field. For instance:
  - Technical skills: Programming, data analysis, web development, engineering, etc.
  - Administrative skills: Microsoft Office proficiency, data entry, bookkeeping, etc.
  - Creative skills: Graphic design, video editing, photography, etc.
  - Language skills: Fluency in one or more languages, translation, etc.

Hard skills are relatively easier to assess and demonstrate through certifications, qualifications, and work samples.

2. **Soft Skills:** Soft skills, on the other hand, are more about personal qualities and behavioral attributes that facilitate effective communication, collaboration, and problem-solving. They are often considered transferable across various jobs and are crucial for professional success and personal relationships. Some examples of soft skills include:

- **Communication:** Listening, verbal and written communication, presentation skills.
- **Teamwork:** Collaboration, conflict resolution, and the ability to work well with others.
- **Leadership:** Inspiring and motivating others, decision-making, and guiding a team.
- **Problem-solving:** Analytical thinking, creativity, and the ability to find practical solutions.
- **Time management:** Prioritizing tasks, meeting deadlines, and managing workload efficiently.

Both hard skills and soft skills are valuable in the workplace and contribute to a person's overall competence and performance. Employers look for a combination of these skills when evaluating candidates for job positions.

**Attitude:** Attitude refers to an individual's outlook, mindset, or disposition towards various aspects of life, work, and challenges. It is a subjective quality that can significantly influence behavior, decision-making, and reactions to different situations. A positive attitude is often considered more desirable because it can lead to better teamwork, problem-solving, and overall job satisfaction. Some key components of a positive attitude include:

- **Enhanced Resilience:** A positive attitude helps individuals bounce back from failures and challenges more effectively. It encourages them to learn from setbacks and continue striving for success.
- **Improved Relationships:** People with positive attitudes tend to build better relationships with colleagues, clients, and superiors. They are more approachable, empathetic, and supportive.
- **Increased Motivation:** A positive attitude fosters enthusiasm and a sense of purpose in work. Motivated individuals are more likely to take initiative, be proactive, and contribute to the success of their team or organization.
- **Better Problem-solving:** Optimistic individuals approach problems with a solution-oriented mindset, enabling them to find creative and constructive solutions.
- **Higher Job Satisfaction:** Employees with a positive attitude are more likely to be satisfied with their work and experience higher levels of job fulfillment.
- **Adaptability and Flexibility:** A positive attitude encourages individuals to embrace change and be more adaptable to new circumstances and challenges.
- **Influence on Others:** A positive attitude is contagious and can have a positive impact on the people around them, fostering a healthier and more harmonious work environment.

Attitude is not only important in the workplace but also in personal relationships and self-development. A positive attitude can improve overall well-being, enhance relationships, and create a more positive and productive environment.

It's essential to note that while skills can be developed and improved through training and practice, attitude is primarily a matter of mindset and personal choice. However, individuals can work on developing a more positive attitude by practicing gratitude, self-awareness, and maintaining a growth mindset.

In summary, skills and attitude are both critical aspects of personal and professional development. Skills provide the technical expertise needed to perform specific tasks, while a positive attitude enhances interpersonal relationships, problem-solving capabilities, and overall job satisfaction.

---

Together, these elements contribute to a well-rounded and successful individual in both personal and professional spheres.

### 13.4 Successful Answering Techniques

It refers to a systematic and effective approach to providing accurate and relevant answers to questions. It involves understanding the question, gathering appropriate information, organizing thoughts, and delivering a clear and concise response that addresses the question's requirements. Successful answering techniques also encompass using supporting evidence, adapting to the audience, maintaining effective communication, being open to feedback and clarification. The goal is to provide a well-rounded and satisfactory answer that meets the needs of the person or group asking the question.

Suitability of an answering technique depends on the nature of the question and the context in which it is being asked.

- **Direct Answer:** Provide a straightforward and concise response to the question without elaboration or additional information. This technique is useful when the question is simple and does not require extensive explanation.
- **Exploratory Answer:** Instead of providing a direct answer, explore different aspects or perspectives related to the question. This technique encourages critical thinking and a more comprehensive understanding of the topic.
- **Step-by-Step Answer:** Break down complex questions or tasks into smaller steps and provide a sequential response. This technique helps to simplify complex concepts and guide the recipient through the process.
- **Comparative Answer:** Compare and contrast different options, ideas, or approaches to the question. This technique helps in evaluating pros and cons or understanding the differences between choices.
- **Socratic Answering:** Instead of providing a direct answer, ask thought-provoking questions to guide the person towards finding the answer themselves. This technique promotes critical thinking and encourages active engagement.

#### **Star Technique**

The STAR technique is a popular method used for answering behavioral interview questions. It stands for **Situation, Task, Action, and Result**.

Here's a breakdown of each component: -

- **Situation:** Describe the situation or context in which the event or challenge occurred. Provide enough details to give the interviewer a clear understanding of the scenario.
- **Task:** Explain the specific task or goal you were assigned within the situation. Clearly define what you needed to achieve or accomplish.
- **Action:** Describe the actions you took to address the situation or accomplish the task. Focus on your individual contributions and the steps you took to overcome challenges or achieve the desired outcome.
- **Result:** Share the outcome of your actions and the results you achieved. Emphasize any specific accomplishments, positive impacts, or lessons learned.

The STAR technique helps structure your response in a concise and organized manner, highlighting your skills, experiences, and problem-solving abilities. It enables you to provide specific examples from your past experiences to demonstrate your competencies and suitability for the position you're applying for.

---

*Unit 13: Interview Skills Part 2*

Remember that successful answering also involves continuous learning and improvement. Seek opportunities to expand your knowledge, stay updated with the latest information, and refine your answering skills over time.

### **Summary**

- Interview questions help employers predict how well you might perform in the role. By asking about past experiences, problem-solving abilities, and hypothetical scenarios, they can gauge your decision-making skills, problem-solving capabilities, and critical thinking abilities.
- These questions provide an opportunity for employers to verify the information provided in your resume or application. They may ask about specific achievements, projects, or responsibilities to ensure the accuracy of your claims.
- Interviewers often use a combination of these question types to gain a well-rounded understanding of a candidate's suitability for the position.
- As a candidate, it's essential to prepare for various question types and showcase your skills and experiences effectively.
- Knowledge refers to the understanding, information, skills, and expertise that an individual acquires through learning, experience, observation, or study. It encompasses a wide range of facts, concepts, principles, and practical know-how in various domains or fields.
- Industry knowledge is critical for any job interview, but especially so for positions in sales, marketing, business development, and other customer-facing roles.
- The STAR technique is a popular method used for answering behavioural interview questions. It stands for Situation, Task, Action, and Result.
- The STAR technique helps structure your response in a concise and organized manner, highlighting your skills, experiences, and problem-solving abilities. It enables you to provide specific examples from your past experiences to demonstrate your competencies and suitability for the position you're applying for.

### **Keywords**

- Behavioral Questions
- Situational questions
- Attitude
- Competence
- Resilience
- Exploratory answer
- Socratic answering
- STAR technique

### **Self Assessment**

1. What are the different types of interview questions?
  - A. Closed-ended questions and open-ended questions
  - B. Personal questions and intrusive questions
  - C. Hypothetical questions and abstract questions
  - D. Trick questions and misleading questions

2. What is the purpose of closed-ended questions in an interview?
  - A. To encourage detailed and thoughtful responses
  - B. To limit the candidate's response to a specific answer or options
  - C. To explore the candidate's creativity and problem-solving skills
  - D. To confuse and deceive the candidate
  
3. Which type of question typically requires a simple "yes" or "no" response?
  - A. Situational questions
  - B. Behavioral questions
  - C. Open-ended questions
  - D. Closed-ended questions
  
4. What is the purpose of technical questions in an interview?
  - A. To assess the candidate's industry knowledge and technical skills
  - B. To confuse and deceive the candidate
  - C. To discourage the candidate from providing detailed responses
  - D. To limit the exploration of the candidate's qualifications and experiences
  
5. How can candidates prepare for different types of interview questions?
  - A. By memorizing scripted answers without considering their own experiences
  - B. By disregarding the relevance of the questions and focusing solely on personal achievements
  - C. By reflecting on their past experiences and preparing thoughtful, concise responses
  - D. By dismissing any questions related to weaknesses or challenges
  
6. What is the purpose of knowledge-related questions in an interview?
  - A. To test the candidate's general knowledge and trivia
  - B. To assess the candidate's specific domain expertise and industry knowledge
  - C. To confuse and deceive the candidate with obscure information
  - D. To limit the exploration of the candidate's qualifications and experiences
  
7. What type of knowledge-related questions assess a candidate's understanding of fundamental concepts and principles in a particular field?
  - A. Technical questions
  - B. Behavioral questions
  - C. Open-ended questions
  - D. Closed-ended questions
  
8. Which type of question asks candidates to provide specific examples or evidence of their knowledge and skills?
  - A. Situational questions
  - B. Behavioral questions
  - C. Closed-ended questions
  - D. Open-ended questions



---

*Unit 13: Interview Skills Part 2*

9. Which type of question asks candidates to provide their opinion or analysis on a specific topic?
- A. Situational questions
  - B. Technical questions
  - C. Behavioral questions
  - D. Open-ended questions
10. How can candidates demonstrate their knowledge effectively during an interview?
- A. By dominating the conversation and disregarding others' contributions
  - B. By reciting lengthy technical explanations without considering the interviewer's perspective
  - C. By providing concise and relevant answers that showcase their understanding and expertise
  - D. By dismissing any questions that challenge their existing knowledge or beliefs
11. What are skills?
- A. Innate talents and abilities that cannot be developed
  - B. Acquired knowledge and expertise through training and experience
  - C. Personal traits and characteristics that determine behavior
  - D. Emotional states that influence behavior in specific situations
12. What is the importance of skills in the workplace?
- A. Skills are not relevant in the workplace; attitude is more important
  - B. Skills are essential for job performance and success in the workplace
  - C. Skills have no impact on career advancement and growth
  - D. Skills are only necessary for entry-level positions
13. What are some examples of hard skills?
- A. Interpersonal communication and problem-solving
  - B. Adaptability and teamwork
  - C. Programming and data analysis
  - D. Leadership and time management
14. How should candidates handle challenging or difficult questions during an interview?
- A. By refusing to answer the question and expressing frustration
  - B. By providing vague and ambiguous responses to avoid addressing the question directly
  - C. By maintaining composure, taking a moment to think, and providing a thoughtful and honest response
  - D. By criticizing the interviewer and questioning their judgment
15. What is the benefit of practicing and rehearsing your answers before an interview?
- A. It limits your ability to adapt and respond spontaneously during the interview
  - B. It helps you memorize scripted answers without considering the specific context or question

- C. It improves your confidence, delivery, and ability to articulate your thoughts effectively
- D. It restricts your ability to showcase your knowledge and expertise

### **Answer for Self Assessment**

- |       |       |       |       |       |
|-------|-------|-------|-------|-------|
| 1. A  | 2. B  | 3. D  | 4. A  | 5. C  |
| 6. B  | 7. A  | 8. B  | 9. D  | 10. C |
| 11. B | 12. B | 13. C | 14. C | 15. C |

### **Review Questions**

1. Explain the purpose of interview questions.
2. Describe the following:
  - (a) Behavioural questions
  - (b) Situational questions
  - (c) Technical questions
  - (d) Competency based questions
  - (e) Industry specific questions
3. Define skills and also explain its types.
4. Define and explain the term 'knowledge'.
5. What are various types of knowledge-based questions?
6. Discuss the advantages of having positive attitude.
7. Elaborate and discuss the successful answering techniques during interviews.
8. What is STAR technique?



### **Further Readings**

<https://www.simplilearn.com/different-types-of-interview-questions-article>

<https://in.indeed.com/career-advice/resumes-cover-letters/best-resume-skills>

<https://emedia.rmit.edu.au/businessedge/professional-attitudes-workplace>

<https://www.linkedin.com/pulse/whats-answer-techniques-answering-question-sarah-beckwith>

## Unit 14: Interview Skills Part 3

### CONTENTS

Objectives

Introduction

14.1 Situational Questions

14.2 STAR Technique

14.3 STAR Technique of Handling Situational Questions

14.4 Stress Based Interview Questions

14.5 Handling Stress Based Interview Questions

14.6 Preparing for Asynchronous Interviews

14.7 Online Interview Etiquette

Summary

Keywords

Self Assessment

Answer for Self Assessment

Review Questions

Further Readings

### Objectives

After studying this unit, you will be able to:

- explain the fundamental nature of situational and stress-based interview questions and various techniques to handle them;
- identify the meaning of asynchronous interviews and understand about the methods to prepare for such interviews;
- explain about the online interview etiquette.

### Introduction

Interviewing skills are your ability to interact with the employer or interviewer and show them why you are the best-fit candidate for the job role. Your interview skills give an interviewer insight into how you will communicate in the workplace and solve problems. It also shows if you can actively listen and be honest in your work. All these factors tell your potential employers how well you will fit in their work environment.

During your interview, the employer may pay attention to your answers and the non-verbal cues you use while answering questions. For example, if you tap your foot while talking, it may show that you are nervous. So, this skill set helps you highlight the best features that can differentiate you from other candidates with similar qualification and work experience.

Interview skills are important because they give your potential employer confidence that you can perform the job duties and accomplish your daily goals. Additionally, the skills you showcase during your interview help an employer determine and validate if your qualifications, experience and personality meet their requirements. For example, an employer may prefer interview skills like excellent verbal communication and confidence when hiring for a customer service representative role, as the job role requires a candidate to communicate confidently with their customers. The most

important skill for an interview is verbal communication because it helps you convey valuable information about your education, abilities and experience to a potential employer. Excellent verbal communication skills can help you deliver a well-thought-out answer that can increase your chances of getting hired.

### 14.1 Situational Questions

A situational question is a type of interview question that presents a hypothetical scenario or situation to assess a candidate's ability to handle specific challenges or make decisions in real-life work situations. These questions aim to evaluate a candidate's problem-solving skills, critical thinking abilities, decision-making processes, and their potential fit for the role.

They often begin with phrases like "What would you do if..." or "How would you handle it if...". The purpose of situational questions is to gauge how well a candidate can apply their knowledge, skills, and experiences to practical situations. By presenting hypothetical scenarios, interviewers can assess a candidate's ability to think on their feet, demonstrate relevant competencies, and evaluate their potential fit within the organization.

### 14.2 STAR Technique

The STAR technique is a commonly used method for answering situational or behavioral interview questions. It stands for Situation, Task, Action, and Result. Here's a breakdown of each component:



**Example:** "Describe a situation where you had to handle a tight deadline."

- **Situation:** Briefly explain the situation, including the project or task with the tight deadline.
- **Task:** Clearly outline the specific tasks or goals that needed to be accomplished within the limited timeframe.
- **Action:** Discuss the actions you took to manage the tight deadline, such as prioritizing tasks, delegating responsibilities, or working extra hours.
- **Result:** Share the outcome of your efforts, such as meeting the deadline, delivering high-quality work, or successfully coordinating with others to ensure timely completion.

### 14.3 STAR Technique of Handling Situational Questions

Here are a few additional tips to keep in mind when using the STAR technique for answering situational questions: -

- **Be concise:** While it's important to provide enough detail to give a clear picture of the situation, task, action, and result, try to be concise in your responses. Avoid going into unnecessary details or rambling. Stick to the main points and focus on the most relevant aspects of your experience.
- **Use specific examples:** Whenever possible, use specific examples from your past experiences to illustrate your points. This adds credibility to your response and helps the interviewer understand your abilities and accomplishments better. Provide details such as dates, locations, project names, and the roles of other team members involved.
- **Highlight your individual contribution:** When describing the actions you took, emphasize your personal role and the skills you employed. This allows the interviewer to assess your abilities and understand how you approach and handle different situations.
- **Emphasize the result and your learnings:** The result component of the STAR technique is crucial. Highlight the positive outcome or impact of your actions. If the result was not entirely favorable, discuss what you learned from the experience and how you used it to improve or grow professionally.
- **Prepare in advance:** Before your interview, review common behavioral interview questions and practice using the STAR technique to structure your responses. Identify relevant experiences from your past that showcase your skills and abilities. This preparation will help you provide more confident and effective answers during the actual interview.
- **Focus on the "Action" component:** While it's important to provide context for the situation and discuss the result, make sure to devote sufficient attention to the actions you took. Describe the steps you followed, the strategies you employed, and the specific tasks you completed. This demonstrates your ability to take initiative and execute tasks effectively.
- **Showcase transferable skills:** Look for opportunities to highlight transferable skills throughout your response. These are skills that can be applied to various situations and are valuable in a wide range of roles. Examples include problem-solving, leadership, communication, teamwork, and adaptability. Linking these skills to your actions and results shows your versatility and ability to handle diverse challenges.

Situational interview questions test your ability to understand the unique stakes that define different hypothetical work situations. By using STAR, you will be able to keep your answers focused and impactful, while confidently showcasing your people and communication skills.

#### **14.4 Stress Based Interview Questions**

Stress based interview questions are designed to put the interviewee into an awkward situation, to see how they perform under stress. Some jobs require employees to work under stress, and some interviewers just like to see how applicants handle stressful questions. These types of questions are designed to assess how well you handle pressure, conflict, and challenging situations. These questions are commonly asked to evaluate your ability to stay calm and focused in stressful work environments. These questions are designed to evoke emotional and cognitive responses from candidates, revealing how they react when faced with stressors or unexpected circumstances. The goal is to gain insight into a candidate's problem-solving skills, emotional intelligence, resilience, and overall suitability for a role that might involve high-pressure situations.

Stress-based interview questions can cover a wide range of topics and scenarios, but they generally revolve around challenging situations, conflict resolution, time management, decision-making, and adaptability. Here are a few examples of stress-based interview questions:

1. **Tell me about a time when you had to meet a tight deadline with limited resources. How did you manage the situation, and what was the outcome?**

---

This question assesses the candidate's ability to handle time pressure and resource constraints, while also gauging their organizational and problem-solving skills.

**2. Describe a situation in which you faced a disagreement or conflict with a colleague or team member. How did you handle it?**

This question tests the candidate's interpersonal skills and their capability to manage conflicts in a professional and constructive manner.

**3. Can you share an example of a project where things didn't go as planned? How did you adapt to the changes and ensure the project's success?**

This question evaluates the candidate's adaptability, flexibility, and their capacity to think on their feet when confronted with unexpected challenges.

**4. Describe a situation where you had to quickly learn a new skill or tackle a task outside your expertise. How did you approach the learning process?**

This question highlights the candidate's willingness to learn and adapt to new challenges, showing their growth mindset and ability to acquire new knowledge under pressure.

Stress-based interview questions are designed to go beyond standard behavioral questions and provide insights into a candidate's real-world performance in demanding scenarios. As a candidate, it's important to prepare for these types of questions by reflecting on past experiences and considering how you've successfully handled stress and adversity in your professional life.

## **14.5 Handling Stress Based Interview Questions**

Stress-based interview questions, also known as behavioral stress interview questions, are a type of job interview technique that aims to assess how well a candidate can handle pressure, adversity, and challenging situations. These questions are designed to elicit real-life examples from a candidate's past experiences where they had to manage stress, conflict, or difficult circumstances. The underlying idea is to gauge the candidate's emotional intelligence, problem-solving abilities, resilience, and adaptability under stress.

It's important for candidates to demonstrate not only the ability to handle stress but also the skills and qualities they utilized to overcome challenges and achieve positive results. By providing detailed and honest responses, candidates can showcase their suitability for roles that require strong problem-solving, emotional intelligence, and resilience. By following the given steps and adequately preparing, you'll be well-equipped to handle stress-based interview questions with confidence and showcase your ability to thrive in challenging situations: -

- **Understand why the interviewer is asking this job interview question: -**

Before you start thinking about how you'll answer the question, think about why the interviewer or hiring manager is asking it in the first place. The "How do you handle and deal with stress?" question is a classic behavioral interview question. By asking behavioral interview questions, the interviewer wants to get a better idea of how you handle various stressful situations at work. That means you'll want to highlight your skills and use real-life examples. The interviewer will then use that information to help determine if you're the right candidate for the position and company.

- **Make a list of your soft skills: -**

Before you start recounting various times you've experienced stress or pressure at work, make a list of your soft skills. Among other things, these are the interpersonal skills you use to help manage and overcome stress. A few soft skills you might use to address stress or pressure at work include:

- Adaptability
- Communication

- Time management
- Organization
- Leadership
- Problem-solving

- **Don't deny your stress: -**

If you pretend you don't experience stress in your job, your interviewer won't buy it. Or they'll think you're out of touch with your emotions or that you don't take your job seriously enough. Handling stress-based interview questions effectively requires preparation and a thoughtful approach.

Here's a step-by-step general guide on how to handle stress-based interview questions: -

- **Prepare in advance:** Before the interview, anticipate stress-based questions and think about examples from your past experiences that demonstrate your ability to handle stress. Consider situations where you successfully resolved conflicts, managed tight deadlines, or remained composed under pressure.
- **Use the STAR method:** When answering stress-based questions, use the STAR method to structure your response. STAR stands for Situation, Task, Action, and Result. Describe the specific situation or task, explain the actions you took to address the stressor, and share the positive results that came from your efforts.
- **Reflect on past experiences:** Think about situations in your professional or personal life where you encountered stress or pressure. Consider instances where you successfully managed stress, resolved conflicts, or achieved positive outcomes despite challenging circumstances. Reflecting on these experiences will help you have examples ready to share during the interview.
- **Identify the core question:** Listen carefully to the stress-based question and identify the core issue or skill the interviewer wants to assess. It could be conflict resolution, time management, decision-making, teamwork, or adaptability. Understanding the underlying focus will help you tailor your response effectively.
- **Highlight your skills and qualities:** Emphasize the skills and qualities that helped you navigate stressful situations successfully. These may include effective communication, prioritization, multitasking, decision-making, teamwork, adaptability, or maintaining composure. Use specific examples and quantify results whenever possible to make your response more impactful.
- **Demonstrate self-awareness:** Show self-awareness by acknowledging your emotions and reactions to stress. Discuss how you recognized the stress, managed your emotions, and maintained a professional approach. Mention any strategies you employed, such as taking breaks, seeking support, or practicing self-care, to manage stress effectively.
- **Manage your own stress:** Remember to take care of yourself throughout the interview process. Practice stress management techniques, such as deep breathing or visualization, before the interview to help you stay calm and focused. Taking care of your own well-being will reflect positively on your ability to handle stress.

Therefore, stress-based questions are an opportunity to showcase your ability to handle challenges and thrive in a demanding work environment. By preparing in advance, using the STAR method, providing specific examples, and maintaining a positive attitude, you can effectively navigate these types of interview questions and impress potential employers.

---

## 14.6 Preparing for Asynchronous Interviews

Asynchronous interviews, also known as pre-recorded interviews or on-demand interviews, are a type of interview where the candidate records their responses to a set of predetermined questions at their own convenience. Unlike traditional live interviews, asynchronous interviews do not involve real-time interaction between the interviewer and the candidate. Instead, the interviewer provides a list of questions, and the candidate records their answers using video or written responses within a specified time frame.

In asynchronous interviews, the candidate is typically given a link to an online platform or software that allows them to access the interview questions. The candidate then records their responses using a webcam or writes their answers in a text box. The recorded video responses or written answers are then submitted to the employer for evaluation. Asynchronous interviews provide flexibility to both the candidate and the employer. Candidates can complete the interview at their own pace and choose a time that suits them best. Employers, on the other hand, can review the responses at their convenience and compare them with other candidates.

Asynchronous interviews allow employers to streamline their screening process and evaluate candidates based on their recorded responses without the need for scheduling live interviews for each applicant. Overall, asynchronous interviews provide an alternative approach to traditional interviews, allowing candidates to showcase their qualifications and skills while offering employers flexibility and efficiency in their hiring process. Preparing for asynchronous interviews requires a slightly different approach compared to live, in-person, or video interviews.

Here are some tips to help you prepare for asynchronous interviews: -

- **Understand the format:** Familiarize yourself with the specific instructions and guidelines provided by the employer or interview platform. Understand how many questions you'll need to answer, the time limit for each response, and whether you'll be using recorded video or written responses.
- **Research the company:** Just like any other interview, research the company thoroughly. Understand their values, mission, products/services, and recent news. This knowledge will help you tailor your responses and demonstrate your interest in the organization.
- **Review common interview questions:** While you won't know the exact questions beforehand, you can still prepare by reviewing common interview questions. Practice formulating concise and effective answers to questions about your skills, experiences, strengths, weaknesses, and career goals.
- **Dress Professionally:** Even though the interview is asynchronous, it's still important to dress professionally. Looking the part can help you feel more confident and present yourself in a polished manner.
- **Follow instructions carefully:** Pay attention to any specific instructions provided for each question. Some questions may have word limits or require you to address certain aspects. Adhering to the guidelines shows your attention to detail and ability to follow instructions.
- **Practice non verbal communication:** If you're recording video responses, remember that non-verbal communication is still important. Pay attention to your body language, facial expressions, and tone of voice. Maintain good eye contact with the camera and project confidence and enthusiasm.
- **Time your responses:** If the interview allows for unlimited response times, it's still a good idea to time yourself during practice sessions. Aim for concise and well-structured answers within a reasonable timeframe. This will help you stay on track and avoid rambling during the actual interview.
- **Prepare for technical issues:** Technical glitches can happen during asynchronous interviews, such as audio or video malfunctions. Have a backup plan in case you encounter any issues. It's



a good idea to have a stable internet connection, ensure your recording equipment is working properly, and have an alternative method ready if needed.

By following these tips, you'll be well-prepared for asynchronous interviews and increase your chances of presenting yourself in the best possible light. Remember to be authentic, confident, and enthusiastic throughout your responses. Asynchronous interviews may lack the real-time interaction of traditional interviews, but they still offer an opportunity to showcase your skills and suitability for the role.

## 14.7 Online Interview Etiquette

Online interview etiquette refers to a set of guidelines and behaviors that individuals should adhere to when participating in interviews conducted through online platforms or video conferencing software. It encompasses various aspects of professional conduct, communication, and presentation during the virtual interview process. Online interview etiquette helps create a positive impression, effectively communicate qualifications, and ensure a smooth and respectful interaction between the interviewer and interviewee.

### Key Elements of Online Interview Etiquette: -

- **Technical Preparedness:** Ensuring that all necessary technology, such as stable internet connection, webcam, microphone, and required software, is functioning properly before the interview.
- **Professional Appearance:** Dressing appropriately for the interview and maintaining a professional appearance throughout the session. Choose appropriate attire that reflects the company's dress code and industry norms. Dressing professionally helps you feel confident and demonstrates your seriousness about the opportunity.
- **Be punctual:** Treat the online interview as you would an in-person meeting. Log in a few minutes before the scheduled time to ensure everything is set up correctly. Being punctual shows respect for the interviewer's time and professionalism.
- **Choose an appropriate setting:** Select a quiet, well-lit location for your interview. Ensure that the background is tidy and free from distractions. Minimize background noise by closing windows, turning off notifications, and asking others to avoid interrupting you during the interview.
- **Express gratitude and follow up:** Conclude the interview by thanking the interviewer for their time and the opportunity to speak with them. Send a follow-up email or thank-you note expressing your appreciation for the interview and reiterating your interest in the position.
- **Listen attentively:** Pay close attention to the interviewer and actively listen to their questions and comments. Avoid interrupting and allow the interviewer to finish speaking before responding. Taking notes can help you remember key points and show that you're engaged in the conversation.

Remember, online interview etiquette is crucial in making a positive impression and standing out as a strong candidate. By incorporating these additional features into your online interviews, you can demonstrate your professionalism, adaptability, and suitability for the role. It helps candidates present themselves in the best possible light and increases the likelihood of making a positive impression on potential employers. By adhering to these online interview etiquette tips, you can make a positive impression, effectively communicate your qualifications, and increase your chances of moving forward in the hiring process.

## **Summary**

- Interviewing skills are your ability to interact with the employer or interviewer and show them why you are the best-fit candidate for the job role.
- Interview skills are important because they give your potential employer confidence that you can perform the job duties and accomplish your daily goals.
- The most important skill for an interview is verbal communication because it helps you convey valuable information about your education, abilities and experience to a potential employer. Excellent verbal communication skills can help you deliver a well-thought-out answer that can increase your chances of getting hired.
- Situational interview questions test your ability to understand the unique stakes that define different hypothetical work situations. By using STAR, you will be able to keep your answers focused and impactful, while confidently showcasing your people and communication skills.
- Stress based interview questions are designed to evoke emotional and cognitive responses from candidates, revealing how they react when faced with stressors or unexpected circumstances.
- By providing detailed and honest responses, candidates can showcase their suitability for roles that require strong problem-solving, emotional intelligence, and resilience.
- Asynchronous interviews, also known as pre-recorded interviews or on-demand interviews, are a type of interview where the candidate records their responses to a set of predetermined questions at their own convenience.
- Asynchronous interviews allow employers to streamline their screening process and evaluate candidates based on their recorded responses without the need for scheduling live interviews for each applicant.
- Online interview etiquette refers to a set of guidelines and behaviours that individuals should adhere to when participating in interviews conducted through online platforms or video conferencing software.

## **Keywords**

- STAR technique
- Situational Questions
- Stress-based Questions
- Asynchronous interviews
- Online interview etiquette

## **Self Assessment**

1. What does the STAR technique stand for in the context of answering situational questions?
  - A. Simple, Targeted, Accurate, Relevant
  - B. Specific, Thorough, Analytical, Reliable
  - C. Situation, Task, Action, Result
  - D. Strategic, Tactical, Adaptive, Resourceful
  
2. Why is the STAR technique effective for answering situational questions?
  - A. It allows candidates to provide vague and general responses
  - B. It helps candidates divert attention from the question and showcase their creativity

- C. It provides a structured framework for presenting relevant information about specific situations and their outcomes
  - D. It restricts candidates from sharing any personal experiences or anecdotes
3. What does the "S" in the STAR technique represent?
- A. Skills demonstrated in a specific situation
  - B. Strategy applied to overcome a challenge
  - C. Situation or context in which the scenario occurred
  - D. Strengths utilized during the task
4. How can candidates effectively utilize the STAR technique during an interview?
- A. By providing general and vague responses without specific details
  - B. By memorizing a scripted answer and sticking to it for all situational questions
  - C. By structuring their responses to include the situation, task, action, and result in a clear and concise manner
  - D. By avoiding any mention of challenges or difficulties faced during the task
5. What is the benefit of using the STAR technique in situational questions?
- A. It allows candidates to avoid answering the question directly
  - B. It helps candidates provide unrelated anecdotes and stories
  - C. It provides a framework for delivering well-structured and comprehensive responses
  - D. It restricts candidates from showcasing their problem-solving skills and adaptability
6. Why do interviewers ask stress-based questions during interviews?
- A. To intentionally make the candidate uncomfortable and anxious
  - B. To assess the candidate's ability to handle pressure and stressful situations
  - C. To discourage candidates from pursuing the job opportunity
  - D. To test the candidate's knowledge on stress management techniques
7. How can candidates effectively handle stress-based interview questions?
- A. By pretending to be calm and composed, even if feeling overwhelmed
  - B. By avoiding the question and shifting the conversation to a different topic
  - C. By acknowledging the stress but demonstrating resilience, problem-solving skills, and a positive attitude
  - D. By criticizing the interviewer for asking stressful questions
8. What is the benefit of taking a moment to gather your thoughts before answering a stress-based question?
- A. It allows candidates to escape from the stressful situation and avoid answering the question
  - B. It demonstrates a lack of preparation and confidence
  - C. It helps candidates organize their response and provide a thoughtful answer
  - D. It prolongs the interview and wastes valuable time

9. How can candidates effectively demonstrate their problem-solving skills when faced with stress-based questions?
- A. By avoiding the question and redirecting the conversation to a different topic
  - B. By providing vague and general responses without addressing the specific problem
  - C. By breaking down the problem, discussing potential solutions, and explaining the decision-making process
  - D. By criticizing the interviewer for creating stressful situations during the interview
10. What is the benefit of practicing and rehearsing responses to stress-based questions before an interview?
- A. It guarantees that candidates will never feel stressed during the interview
  - B. It allows candidates to provide scripted and robotic responses without authenticity
  - C. It helps candidates become more comfortable with stress-based questions, develop thoughtful answers, and boost confidence
  - D. It limits candidates' ability to adapt and respond spontaneously during the interview
11. How can participants ensure clarity and understanding of asynchronous questions?
- A. By making assumptions and interpreting the question based on personal understanding
  - B. By seeking clarification from the questioner or other participants if necessary
  - C. By avoiding any questions that seem ambiguous or unclear
  - D. By providing generic and unrelated responses to the question
12. What is the purpose of using asynchronous questions in remote work or online learning environments?
- A. To create a sense of urgency and pressure among participants
  - B. To simulate real-time, face-to-face interactions and conversations
  - C. To facilitate communication and collaboration across different time zones and schedules
  - D. To discourage active participation and engagement among participants
13. What is the recommended dress code for an online interview?
- A. Casual attire, such as a t-shirt and jeans
  - B. Business casual attire
  - C. Formal business attire, similar to an in-person interview
  - D. Pajamas or comfortable clothing
14. What should you do to ensure a professional online interview environment?
- A. Choose a busy and noisy location to showcase your multitasking abilities
  - B. Set up your interview space in a cluttered and messy area
  - C. Select a quiet and well-lit location with a clean and professional background
  - D. Conduct the interview in a public space, such as a coffee shop
15. How should you test your audio and video equipment before an online interview?

- A. Assume that your equipment is functioning properly and skip the testing
- B. Conduct a test call with a friend or family member to ensure clear audio and video quality
- C. Adjust the settings during the interview if any issues arise
- D. Keep your microphone muted throughout the entire interview to avoid any technical difficulties

### **Answer for Self Assessment**

- |       |       |       |       |       |
|-------|-------|-------|-------|-------|
| 1. C  | 2. C  | 3. C  | 4. C  | 5. C  |
| 6. B  | 7. C  | 8. C  | 9. C  | 10. C |
| 11. B | 12. C | 13. C | 14. C | 15. B |

### **Review Questions**

1. Explain about the significance of interview skills.
2. Define the term 'stress-based questions'.
3. Discuss about the situational- based questions and how one can utilize STAR technique in handling the situational based questions during an interview.
4. What are the various ways of handling stress-based questions.
5. Write a short note on asynchronous type of interview questions.
6. Discuss various features of asynchronous interview questions.
7. Explain in detail about online interview etiquette.



### **Further Readings**

- <https://novoresume.com/career-blog/situational-interview-questions>
- <https://resources.workable.com/stress-management-interview-questions>
- <https://climbtheladder.com/asynchronous-interview-questions/>
- <https://www.glassdoor.com/blog/guide/online-interview-tips/>



Accredited with NAAC **A** Grade  
12-B Status from UGC



**Address:** N.H.-9, Delhi Road, Moradabad - 244001, Uttar Pradesh



**Admission Helpline No. :** 1800-270-1490



**Contact No. :** + 91 9520 942111



**Email :** [university@tmu.ac.in](mailto:university@tmu.ac.in)